



# MEMOday

User manual

Art. nr: 508270

# Table of Contents

|                                       |          |
|---------------------------------------|----------|
| <b>Introduction</b> .....             | <b>3</b> |
| About MEMOday .....                   | 3        |
| Intended purpose .....                | 3        |
| About this document .....             | 3        |
| <b>Overview of MEMOday</b> .....      | <b>3</b> |
| <b>Get started with MEMOday</b> ..... | <b>4</b> |
| Place MEMOday in the home .....       | 4        |
| Start MEMOday .....                   | 4        |
| Set up MEMOday .....                  | 4        |
| <b>Use MEMOday</b> .....              | <b>4</b> |
| Use time intervals .....              | 5        |
| <b>Customise MEMOday</b> .....        | <b>5</b> |
| Go to Power menu .....                | 5        |
| Change the settings .....             | 5        |
| <b>Maintenance</b> .....              | <b>6</b> |
| <b>Storage and disposal</b> .....     | <b>6</b> |
| <b>Important information</b> .....    | <b>7</b> |
| <b>Product specifications</b> .....   | <b>7</b> |

---

# Introduction

## About MEMOday

MEMOday reminds you what day and time it is. Its clear display shows the time, day of the week, date, and part of the day. You can also have the text read aloud. By showing whether it is night or day, MEMOday can prevent the user from accidentally calling a relative or going out in the middle of the night. MEMOday should be placed in a central location in the home. MEMOday is easily adjustable to suit the user's needs.

## Intended purpose

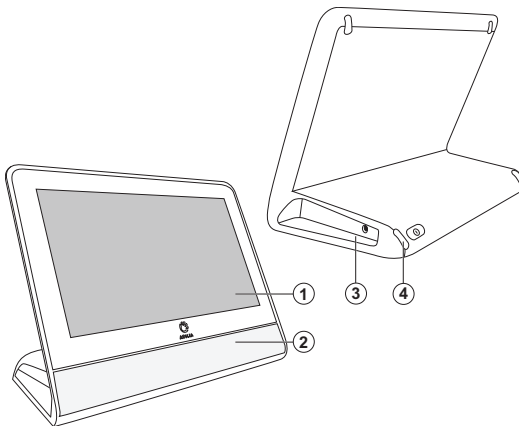
MEMOday is a calendar clock that is intended to provide support for persons who have deficiencies in time orientation and memory.

MEMOday is intended for indoor use in a home environment.

## About this document

The user manual is intended for the persons who will help with the use of MEMOday. In this document, you will learn how to use and customize MEMOday, so that it suits the user.

## Overview of MEMOday



1. Touchscreen
2. Loudspeaker
3. Power jack
4. Power button

### Included parts

- MEMOday
- Power adapter

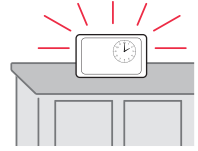
### Included documents

- User manual (this document)

# Get started with MEMOday

## Place MEMOday in the home

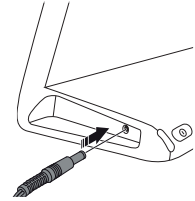
Decide where to place MEMOday in the home. Place it where it is easily seen, like on the kitchen counter. Make sure that there are no reflections from any lights or windows on the display.



## Start MEMOday

**⚠ WARNING:** Use only the power adapter that is supplied with MEMOday.

Connect the contact to MEMOday (see image) and connect the power supply unit to a power outlet.



## Set up MEMOday


Upon starting MEMOday for the first time, you are guided to set your preferred language, date and time. If you want, you can also set which information is displayed on the screen, but you can also do that later.

For more information, see *Change the settings* on page 5.

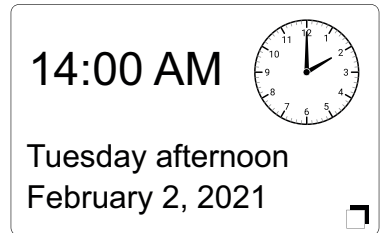
## Use MEMOday

- See today's date and time on the display.
- Tap on the display to hear the shown information.

This is only available when your chosen language has speech support and speech support is enabled.

- Tap  to change the background colour from light to dark or dark to light.

This is only available when switch colour is enabled in the settings.



## Use time intervals

MEMOday displays the part of the day with text. During the night hours, the display brightness is reduced automatically.

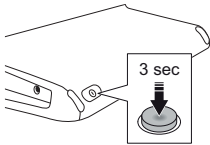
The time intervals for this are pre-programmed as follows:

- Early morning: 06:00–09:00
- Mid-morning: 09:00–12:00
- Afternoon: 12:00–18:00
- Evening: 18:00–23:00
- Night: 23:00–06:00

## Customise MEMOday

### Go to Power menu

The Power menu gives access to the Settings and to turn off MEMOday.







1. Press and hold the power button.
2. The Power menu opens.

### Change the settings

To change the settings of MEMOday, go to the Power menu and tap .

#### Set language

- Languages marked with  have speech support.
- Tap on  to enable or disable speech support.
  -  is speech support enabled.
  -  is speech support disabled.

## Speech support

**NOTE:** This is only available for languages with speech support enabled.

- Set the volume and speech rate for speech support.
- Select if all items should be read out loud or only the selected item.

## Select country

Select the country where the user uses MEMOday. This determines the handling of Daylight Savings Time.

## Set time and date


Set the time, year, month and day.

## Set display information

Select what information is shown on the display.

**TIP:** When you reduce the display information, MEMOday becomes even simpler and clearer.


# Maintenance

 **WARNING:** Do not submerge MEMOday in water.

Clean MEMOday with a slightly damp cloth with mild detergent. Do not use strong solvents for cleaning.

## Storage and disposal

Keep the product indoors at room temperature and away from moist.

Turn off MEMOday completely before storing: go to the Power menu and tap . If the battery runs out, the time settings of MEMOday are reset and must be redone.



The product contains electrical components that must be recycled. Dispose the product at an applicable disposal location.

# Important information

Before you use the product, read and understand the contents of this user manual.

## Safety instructions before using MEMOday

- ⚠ WARNING:** Read the following warning instructions before you use the product.
- Only use the power adapter that is supplied with MEMOday.
  - Do not submerge MEMOday in water.

## Serious incidents

If a serious incident related to the product occurs, report this to the manufacturer and the competent authority of your country. A serious incident directly or indirectly led, might have led or might lead to the death of a patient, user or other person; the temporary or permanent serious deterioration of a patient's, user's or other person's state of health; or a serious public health threat.

## Conformance with requirements for medical devices

MEMOday is marketed as a technical aid for people with disabilities. It complies with all necessary requirements, regulations and directives for medical devices.

## Product liability

The product is developed and risk-assessed according to ISO 14971. The manual and the technical specifications are made according to the safety assessments in the risk analysis. Always consider the safety when using the product. Abilia AB does not take responsibility for any consequences following incorrect use or installation of the product. Any form of damage or tampering with the product invalidates the warranty and disclaims the manufacturer's liability. The estimated lifetime of the product applies when used in accordance with its intended use and maintenance instructions.

## Product specifications

|                       |   |
|-----------------------|---|
| Dimensions H x W x D: | 140 x 185 x 95 mm                         |
| Weight:               | 0.35 kg                                   |
| Battery:              | Built-in, rechargeable lithium-ion, 3.7 V |
| Power adapter:        | 5.0 V, 2000 mA (centre positive).         |
| Display:              | 7 "                                       |
| Estimated lifetime:   | 5 years                                   |

