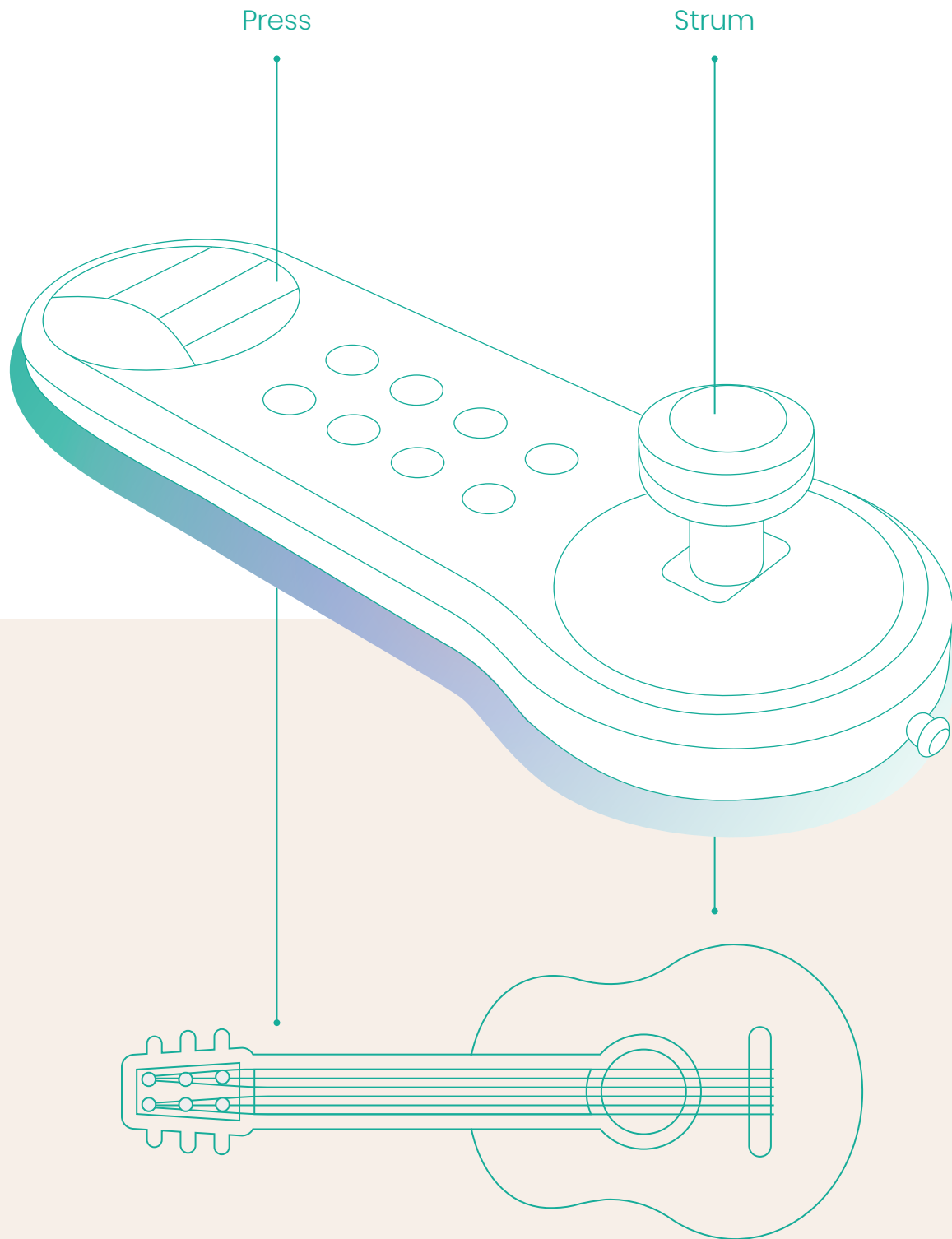


Arcana Strum



Theory and Songs AS-0.6



The Arcana Strum – An Inclusive Musical Instrument

The Arcana Strum is the first musical instrument of its kind in the world that is designed to allow people with any type of capability to play and express themselves through music.

The development of this instrument was inspired by the structure of a standard guitar. That, with the help of unique mechanisms, allows users to play in a way that mimics strumming motions, while pressing the chords and notes.

Due to the simplicity of its operation and its musical method which is equivalent to that of a guitar, learning how to use the Arcana Strum is easy and familiar to music teachers, and does not require any special training.

With the Arcana Strum, people of any age and ability can learn in an engaging and equal manner, play in groups and see themselves as active creators, performers and musicians.

Theory and Songs

The Three Methods

Musical uses through different methods Pg 4

Harmony

Skill 1 + Skill 2

Harmonic Guitar - triad chords Pg 6

Septchords - seventh chords Pg 7

Arpeggio - broken chords Pg 8

Continuous Bass - chords with a constant bass and tension notes Pg 9

Skill 2

Bass Line - bass progressions and suspended chords Pg 12

Melody

Skill 1

Diatonic Scale - C Major scale and A Minor scale Pg 14

Major Pentatonic Scale Pg 15

Blues Scale Pg 16

Hijaz Scale Pg 17

Minor Pentatonic Scale Pg 18

Skill 2

Chromatic Guitar E - "open" position Pg 22

Chromatic Guitar A - "minor" position Pg 23

Chromatic Guitar C - "major" position Pg 24

3 Keys

Harmony

Harmonic Guitar - triad chords Pg 27

Septa Chords - seventh chords Pg 28

Arpeggio - broken chords Pg 29

Fifth Major - E Major chord Pg 30

Melody

Diatonic Scale - C Major scale and A Minor scale Pg 32

Major Pentatonic Scale Pg 33

Blues Scale Pg 34

Hijaz Scale Pg 35

Minor Pentatonic Scale Pg 36

Rhythm Notation

Rhythm notation for the three methods compared to the standard notation Pg 39



* Harmony (music) -

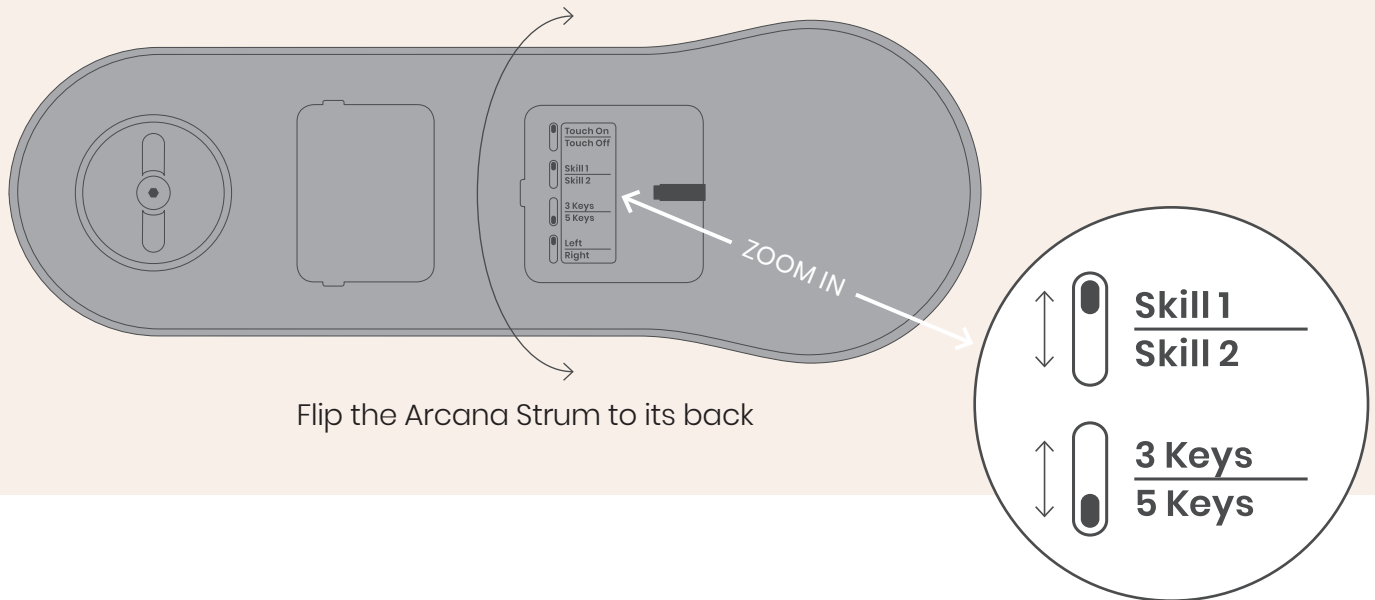
Chords, music accompaniment, harmony occurs when two or more notes are played at the same time.

* Melody -

Single notes, scales, a continuous tune as opposed to a harmony.

The Three Methods

Musical uses through different methods



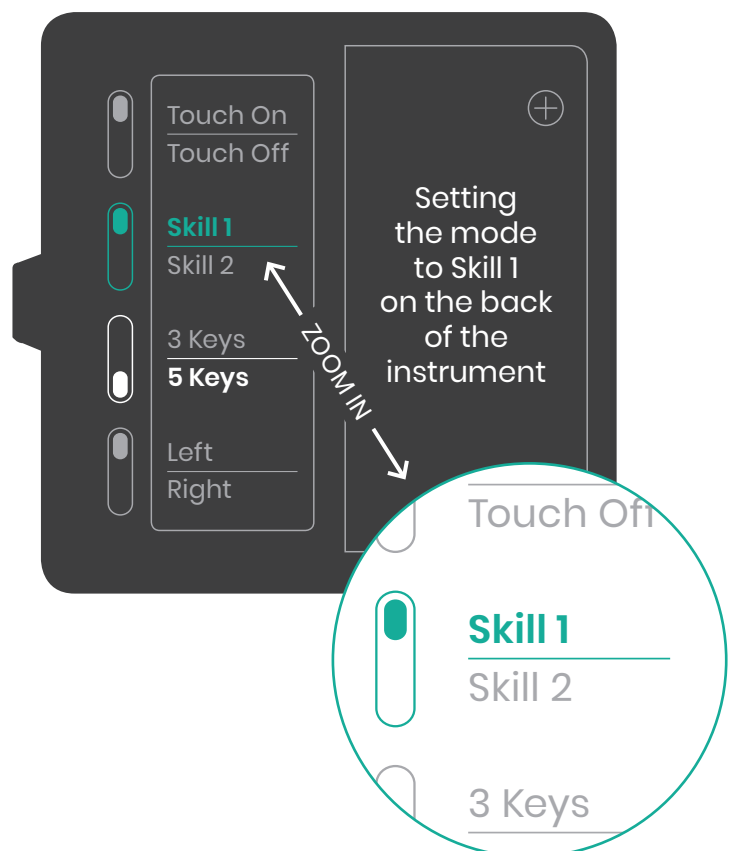
Flip the Arcana Strum to its back

Skill 1

Jam Guitar

In this mode, the Arcana Strum is tailored for students who struggle with learning theoretical music on standard instruments, and allows them to progress in an accessible manner that prevents frustration. Despite its simpler method, this mode still provides a wide range of harmonies and melodies and allows a broad entry into the world of theory and performance in music.

It is highly recommended to use musical notation through colors (see example in the illustrations available further on).



Skill 2

Chromatic Guitar

In this method, the musical theory is based on traditional instruments structured by halftone intervals, and a very wide range of notes and harmonies.

Skill 2 mode requires cognitive abilities that allow for memory, retention and the acquisition of the skills and language that are the same when learning how to play a standard guitar. It is very suitable for students who want to specialize in the field of music.

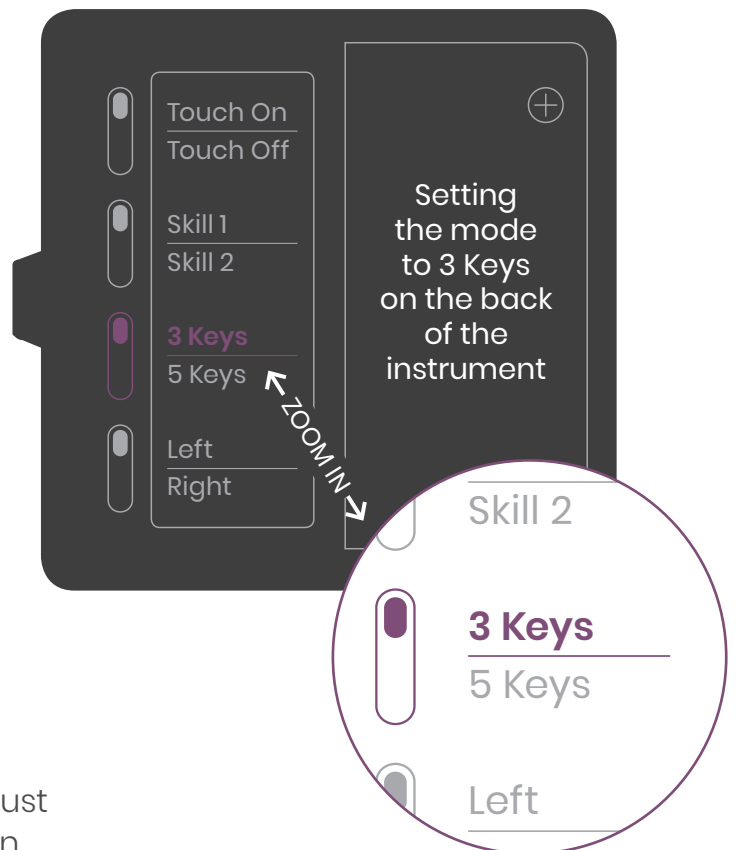


3 Keys

For students who are less suited to gain expertise using five keys

Using three keys is suitable in situations where movement is very limited - such as movement of the head or legs instead of arms, and the need for a larger surface area in cases where players can't use their fingers to press the keys. This mode is also suitable for cognitive limitations - such as problems in memory, attention and more.

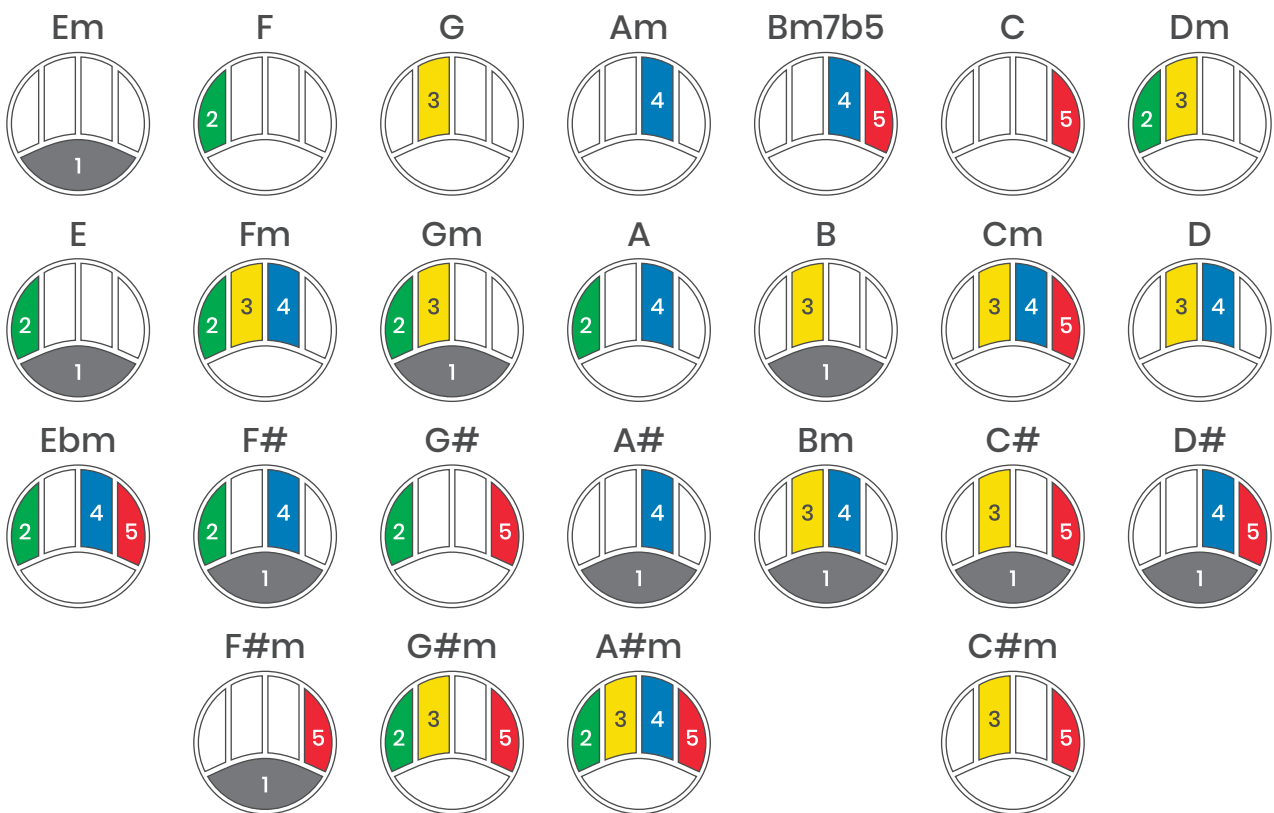
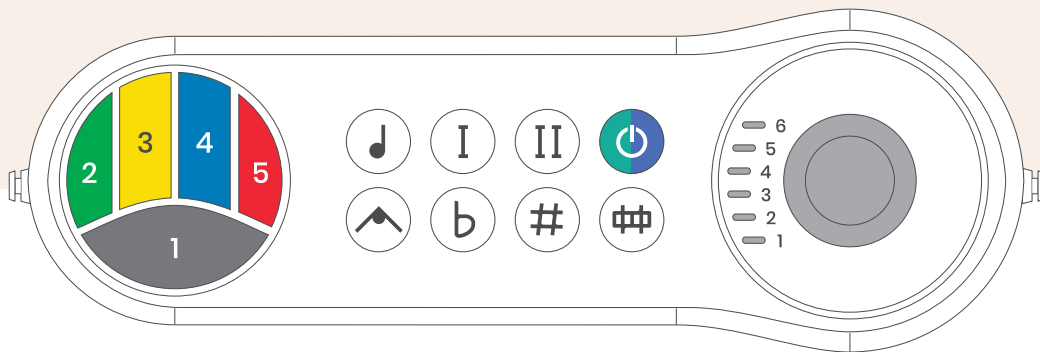
When this mode is activated, the keys must be replaced with the 3 keys configuration. This accessory can be bought separately. Although this mode is limited, it still allows for harmonic and melodic playing, and gives players a broad musical education.



Harmonic Guitar

Triad Chords

When the Arcana Strum is on, the instrument is in harmonic mode, and behaves like a standard guitar. Combinations of one or more keys characterise the six strings on the strumming handle, and are arranged as triad chords* in a range that is identical to a guitar.



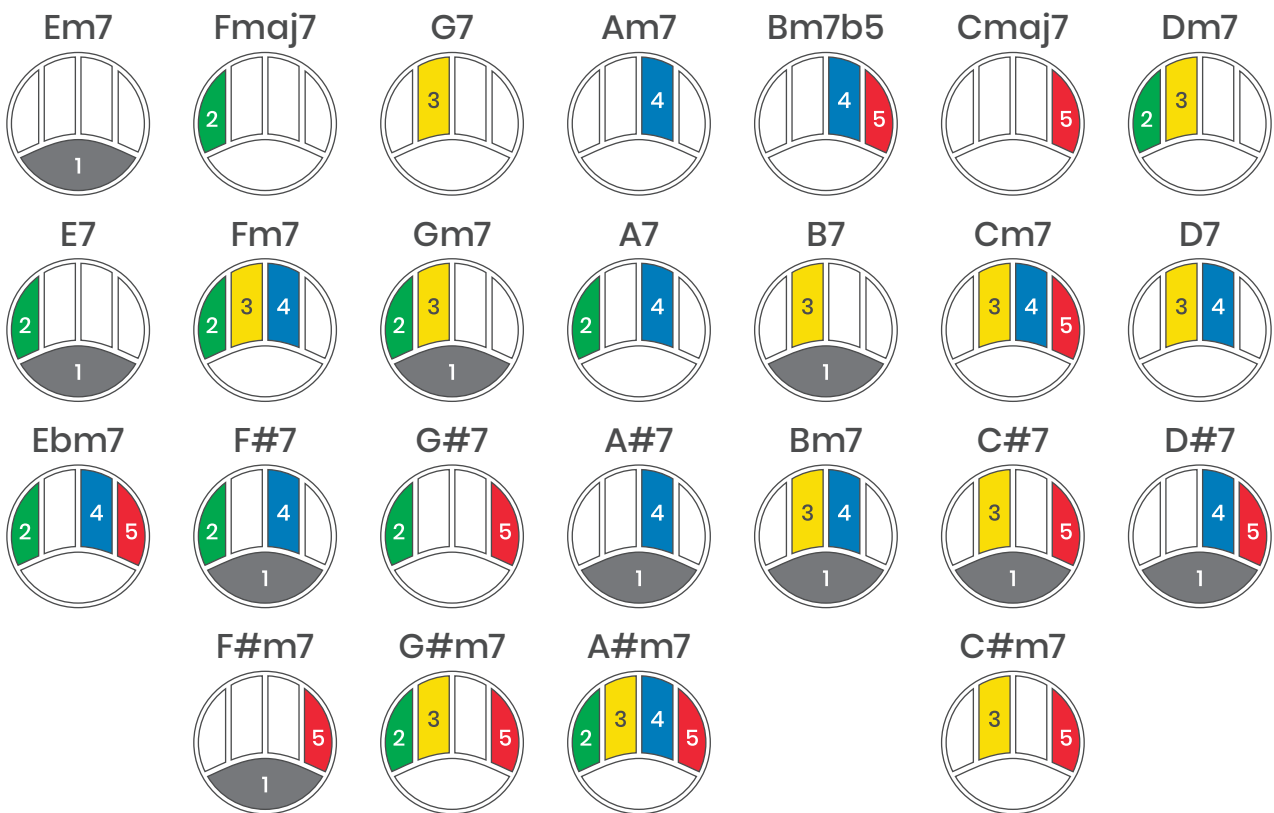

* **Chord** - a combination of three or more notes that are played together simultaneously or by breaking the notes of the chord down one by one.

* **Triad Chord** - a chord containing three different notes.

Septachords

Seventh Chords

When the Septachords button is activated, the notes order changes, and the chords change to chords containing four different notes. This mode allows users to play and accompany a large variety of genres such as blues and jazz.

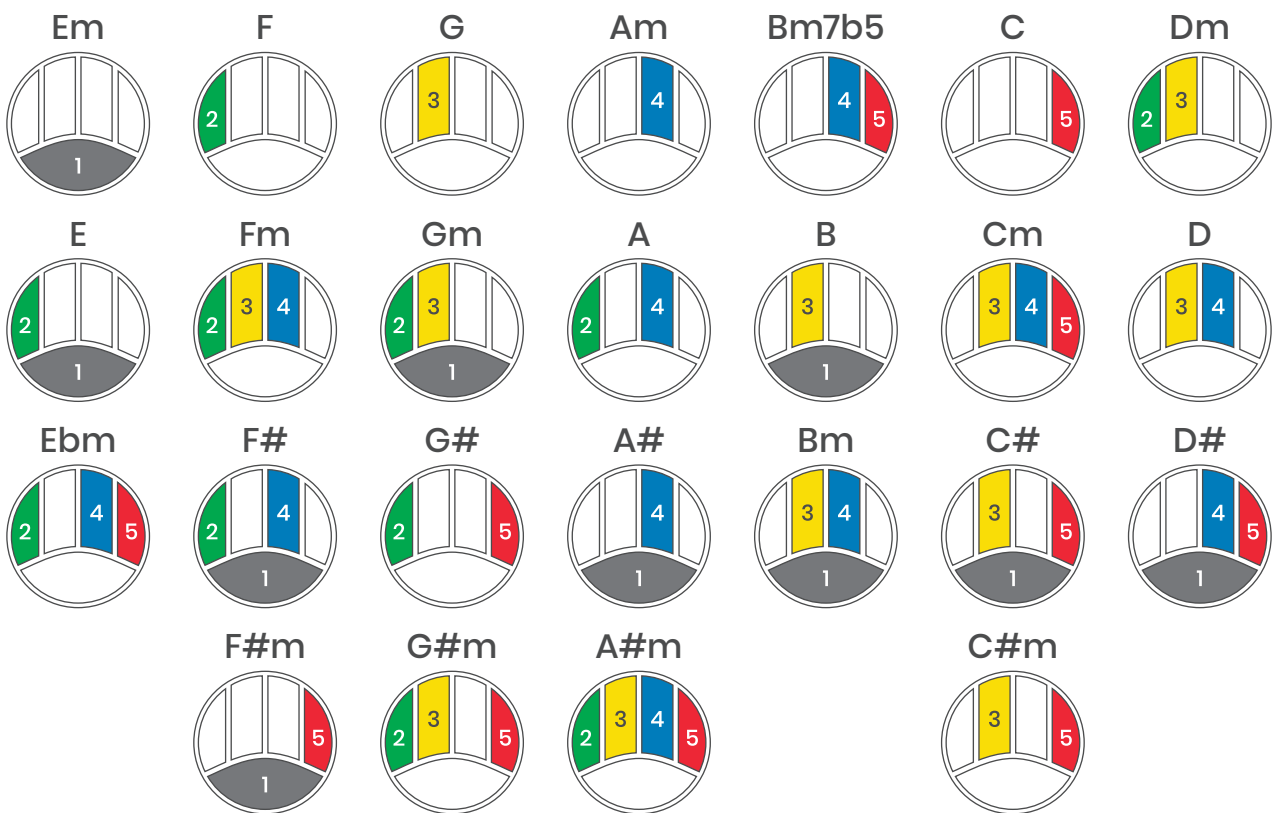
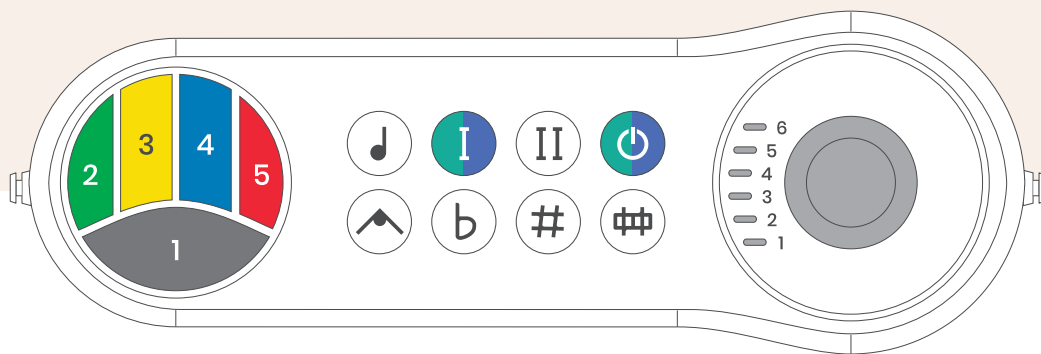


* **Septachords** - a chord containing four different notes.

Arpeggio I

Arpeggio - the breakdown of chords

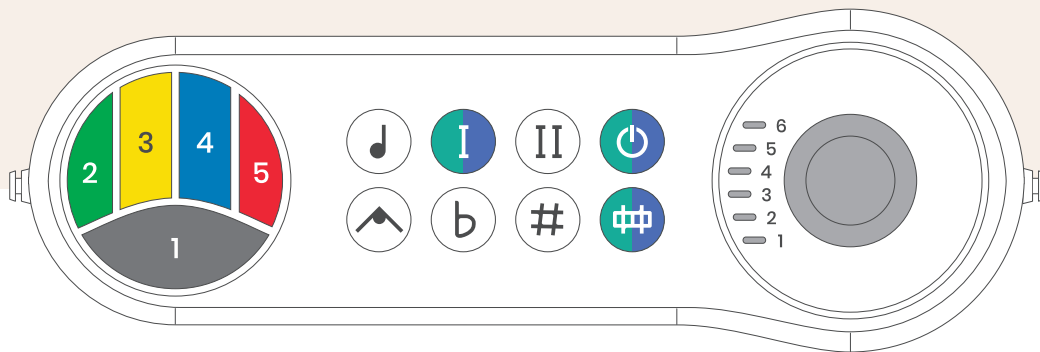
In this mode, the triad chords are arranged differently and allow for typical arpeggio playing on a guitar, without needing to skip over unwanted bass strings [explanation on the strumming manner and practice on page 10].



Continuous Bass

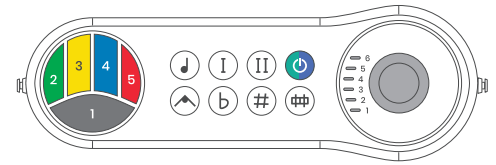
Chords with a constant bass and tension notes

In this mode, the chords change to chords that combine E as the bass note, and create chord combinations with tension notes that are very typical in world music (oriental music) and guitar accompaniment.

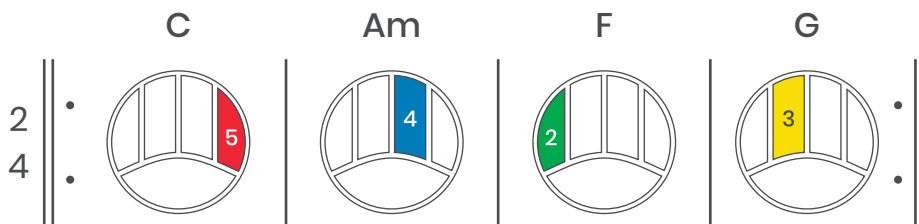


Em9 	F/E 	G6/E 	Am7/E 	Bdim11/E 	Cmaj7/E 	Dm13/E
E9 	Fm9maj7 	Gm7/E 	A9/E 	B11/E 	Cdim+7/E 	D13/E
F#11 	G#maj7/9 	A#7 	Bm7/E 	C#11/E 		
F#m11/E 	G#m#5/E 	A#11 	C#m7/E 			


Harmonic Guitar



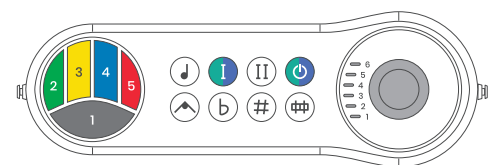
Heart and Soul - Hoagy Carmichael



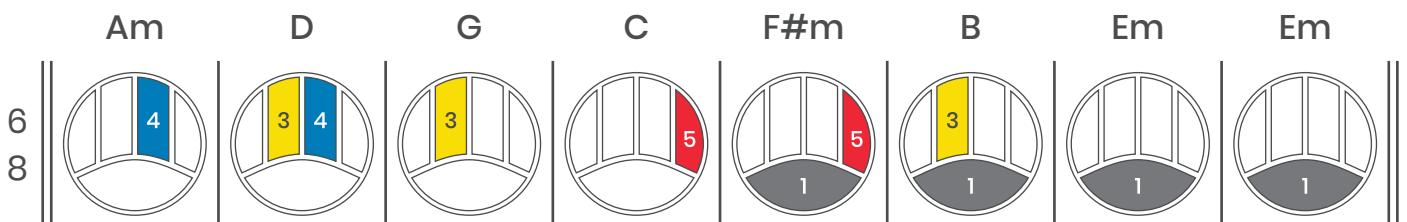
Practice strumming the chord progressions:



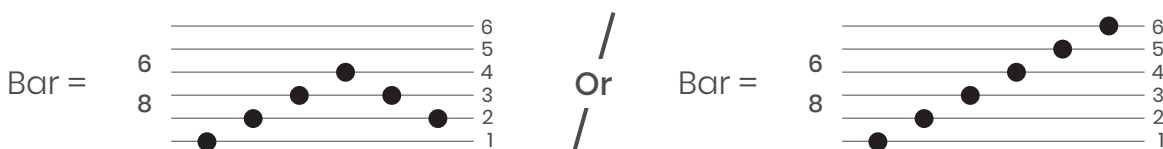
Arpeggio I



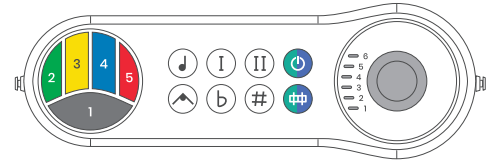
6/8 Strumming



Practice strumming the breakdown of chords:



Septachords



Blues - Twelvebar

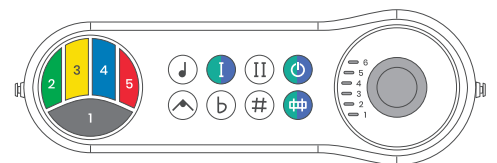
	A7	D7	A7	A7
4				
4				
4	D7	D7	A7	A7
4				
4				
4	E7	D7	A7	E7
4				

Practice strumming the chord progressions:

Bar =



Continuous Bass



A Trip Around the World

	A9/E	D13/E	F/E	A9/E
4				
4				

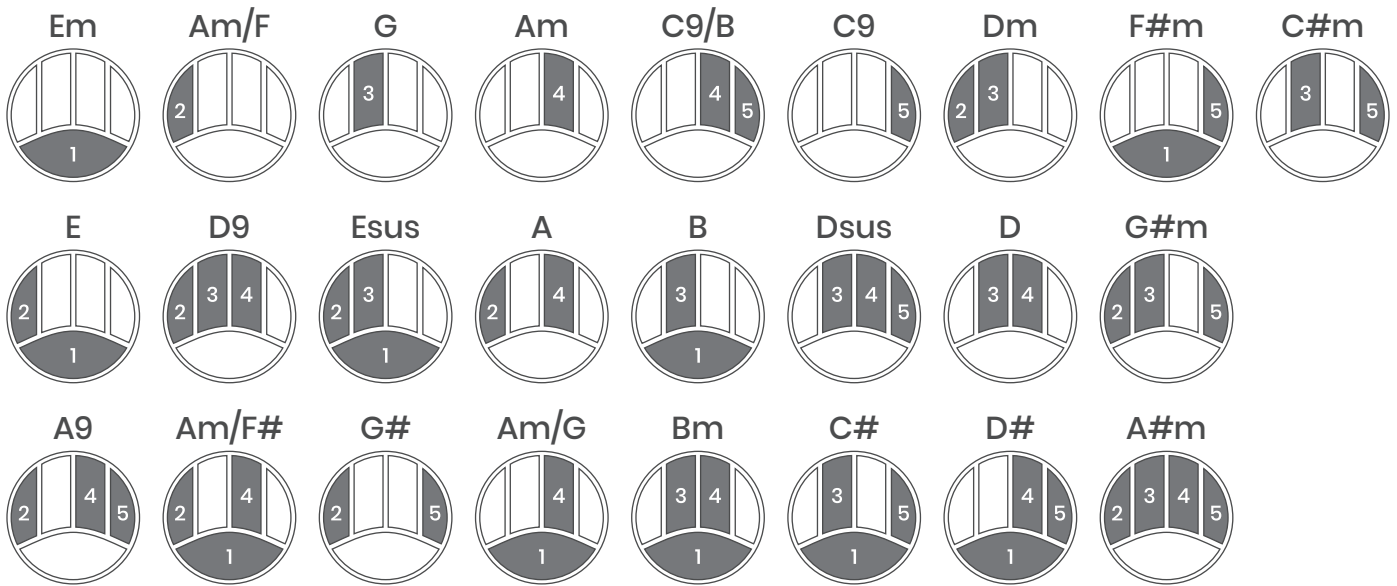
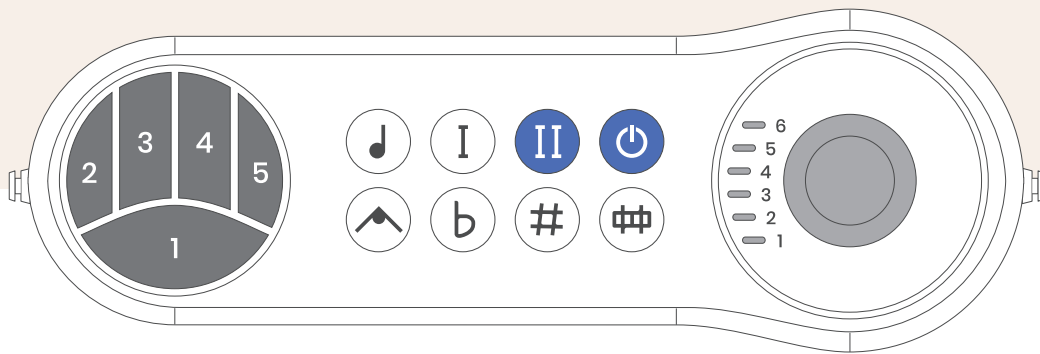
Practice strumming the chord progressions:

Bar =

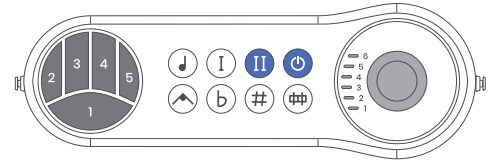
Bass Line II

Interchangeable Bass and Suspended Chords

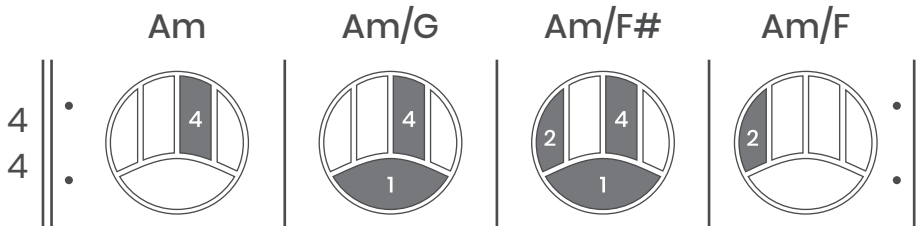
In this mode, the chords are changed to chords that have a changing bass note in the minor scale degree of Am, and to the chords E and D with changing tension notes.



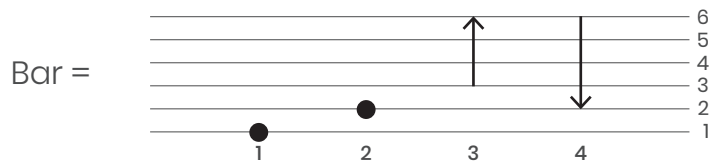
Interchangeable Bass II



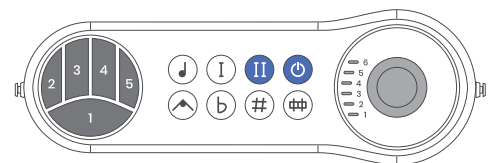
A Typical Progression



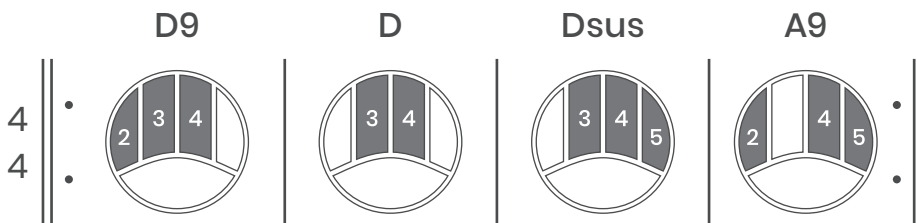
Practice strumming bass sopranos:



Suspended Chords II



A Typical Progression



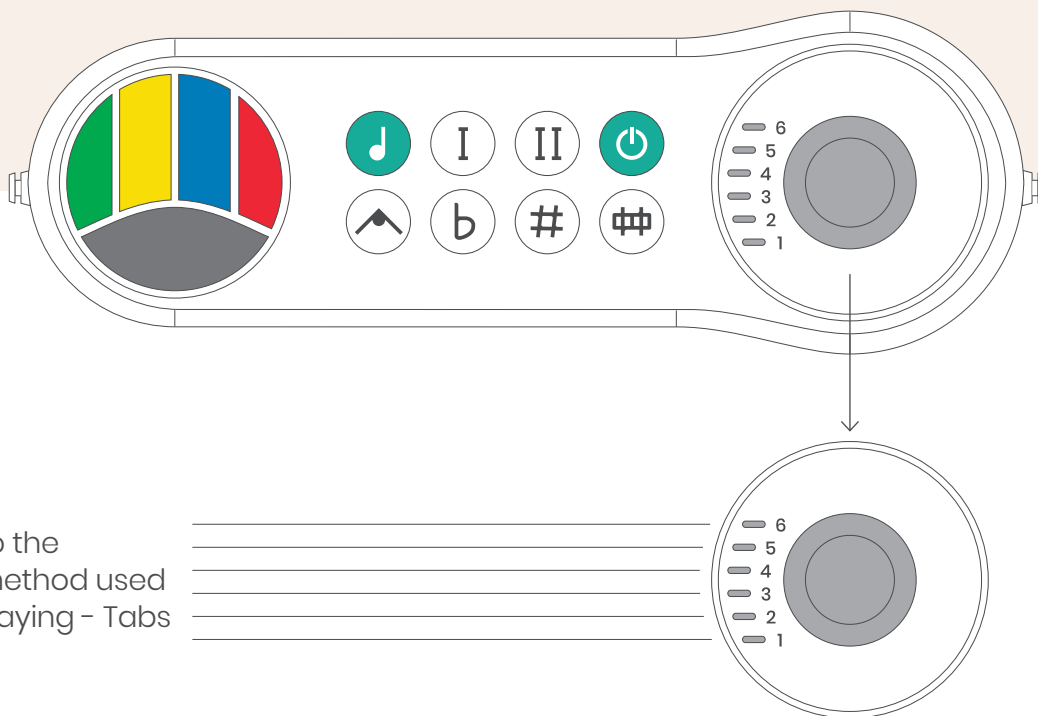
Practice strumming quarter and eighth notes:



Diatonic Scale

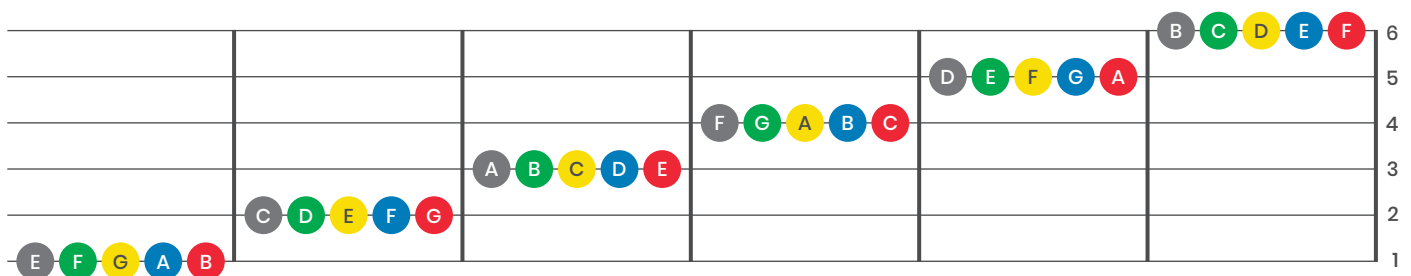
C Major and A Minor Scales

When the melody button is on, the arrangement of notes changes and is used for melodic playing. This mode allows one to play the C Major scale without accidental notes* (b and # notes) and provides a wide range of notes - 4 octaves.



Identical to the notation method used in guitar playing - Tabs

Tonic: C

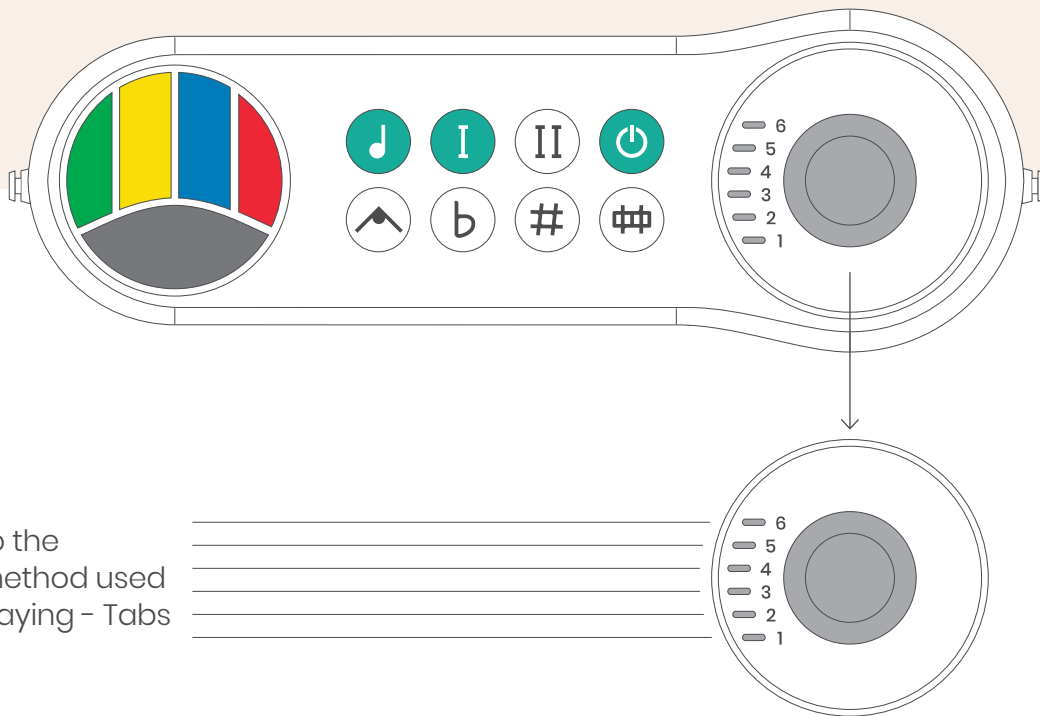


* **Accidental note** - an accidental modifies the pitch of musical notes in a written music notation, indicating the raising or lowering of a note by a semitone. # raises by a semitone. b lowers by a semitone.

* **Diatonic Playing** - playing without changing the scale. (In C Major, seven notes without accidentals # and b).

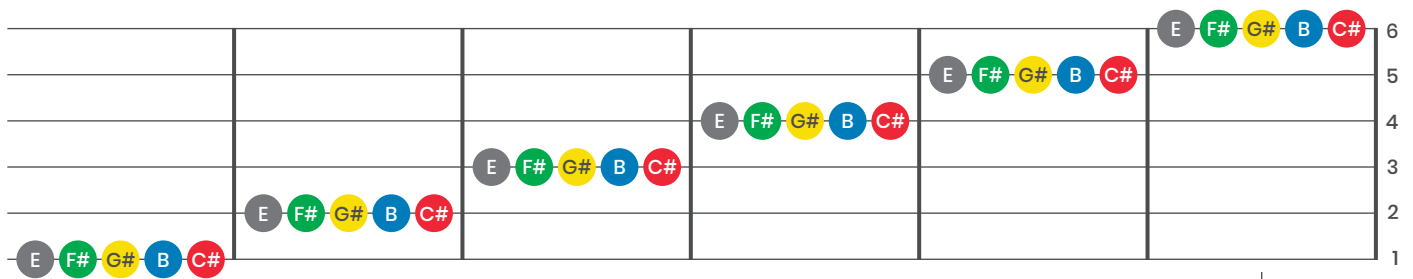
Pentatonic Major Scale I J

When the melody button and mode I are on, the arrangement of notes change similarly to the melody mode, but with a different note scale. This scale is a popular tool used in music therapy and musical education for young ages (3-8).



Identical to the notation method used in guitar playing - Tabs

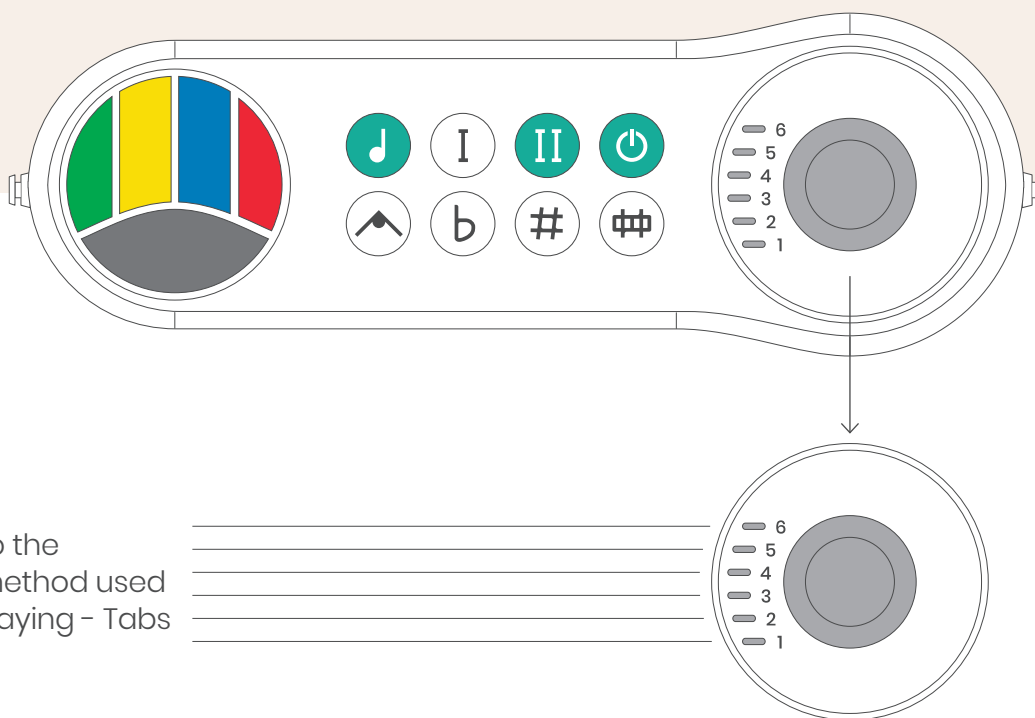
Tonic: E



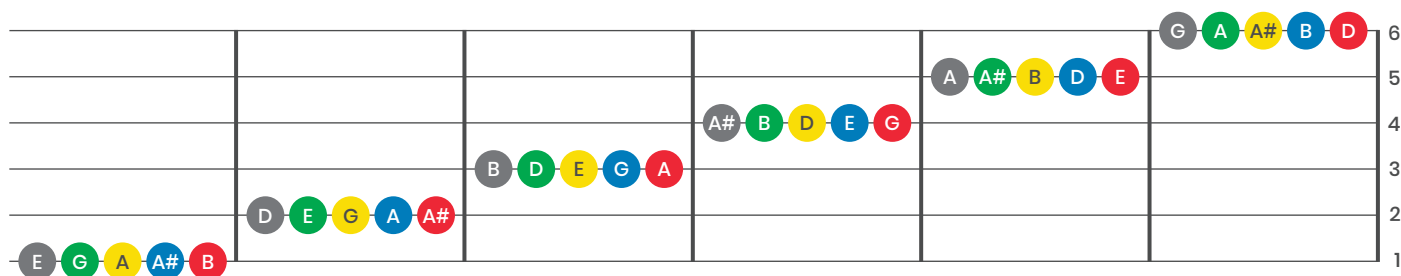
The notes are identical to the 5th string because the range is already too high

Blues Scale

When the melody button and mode II are on, the arrangement of notes change similarly to the melody mode, but with a different combination of notes. This mode allows users to play the blues scale - a scale containing six notes, which is very popular with Western and American music.

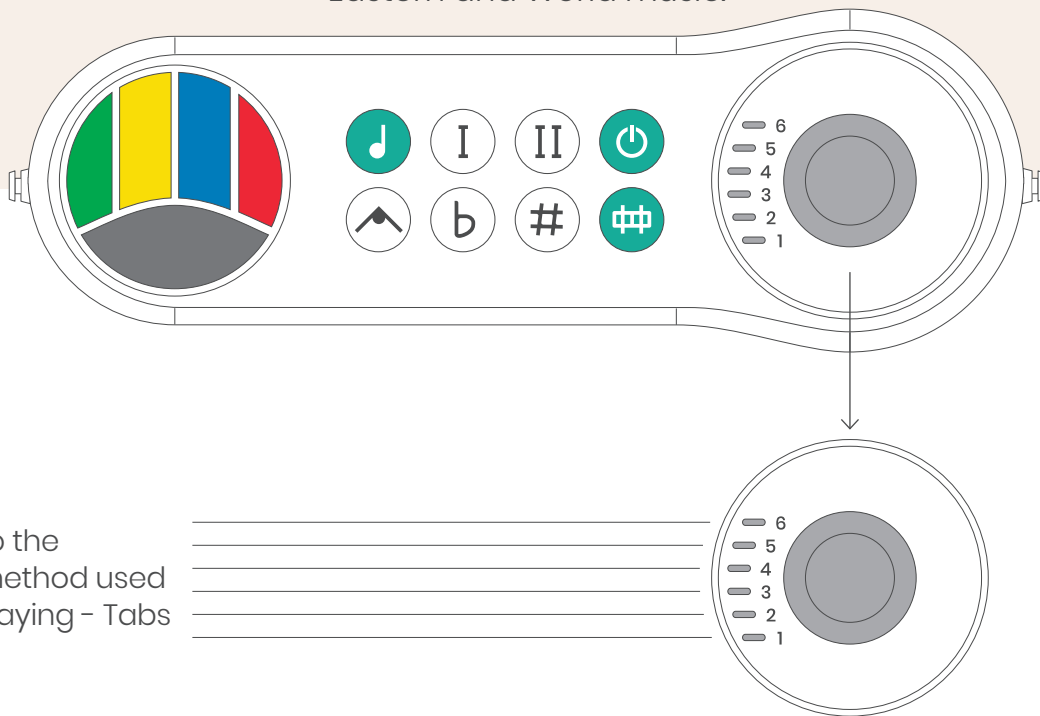


Tonic: **E7**

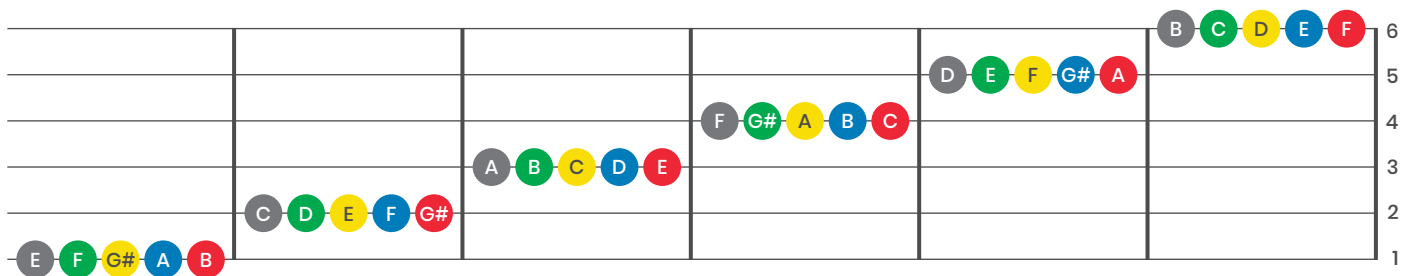


Hijaz Scale

When the melody button and the septa chord mode are on, the arrangement of notes change and G is raised by a semitone to G#. This creates the Hijaz scale - a unique scale characterized by an interval of a tone and a half. If we begin playing from the note A, we will be playing the Minor Harmonic scale, which is very popular in Eastern and World music.

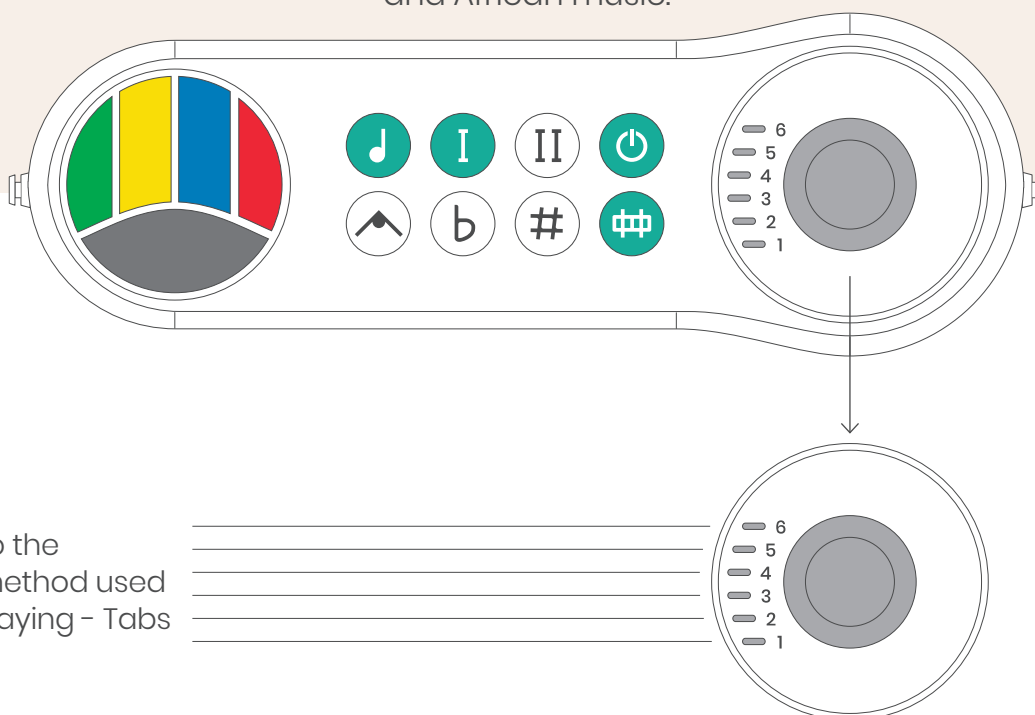


Tonic: E, Am

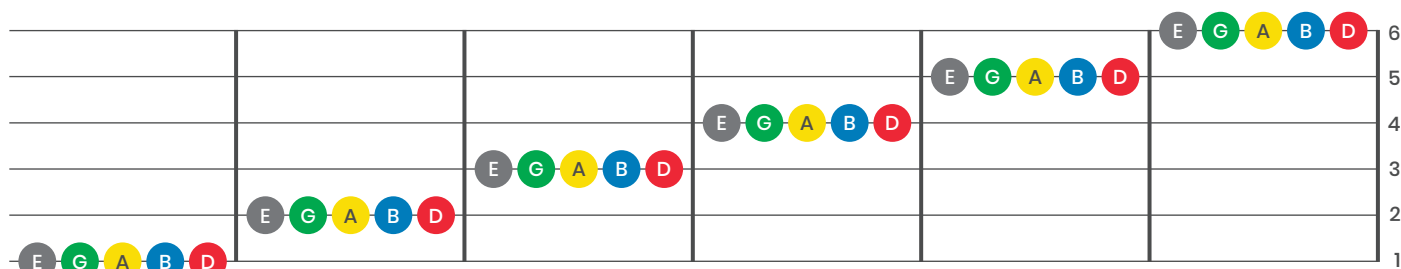


Minor Pentatonic Scale I ♯ ♪

When the melody, mode I and the septa chord mode are all on, the arrangement of notes changes similarly to the melody mode without the notes F and B. This mode allows users to play the Minor Pentatonic Scale - a very simple scale containing 5 notes. This scale is very popular in music therapy and characterizes the world of rock music and African music.







Tonic: E, Em, E7

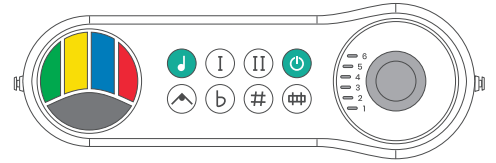


The notes are identical to the 5th string because the range is already too high

Diatonic Scale

Little Jonathan -
Hebrew Nursery Rhyme

 Skill 1
 Skill 2
 3 Keys
 5 Keys



Flip the Arcana Strum over and make sure Skill 1 is activated

Four staves of music notation for the Diatonic Scale. Each staff starts with a 'd' and a '4' on the 4th line. The notes are represented by colored dots and bars: red (1), yellow (2), green (3), blue (4), grey (5), and red (6).






C Major Scale Practice:

A staff of music notation for C Major Scale Practice. It starts with a 'd' and a '4' on the 4th line. The notes are represented by colored dots and bars: grey (1), green (2), yellow (3), blue (4), red (5), grey (6), yellow (7), green (8), grey (9), red (10), blue (11), yellow (12), green (13), grey (14).



A Minor Scale Practice:

A staff of music notation for A Minor Scale Practice. It starts with a 'd' and a '4' on the 4th line. The notes are represented by colored dots and bars: grey (1), green (2), yellow (3), blue (4), red (5), grey (6), yellow (7), green (8), grey (9), red (10), blue (11), yellow (12), green (13), grey (14).

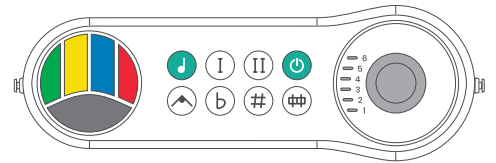
Eighth note =  Quarter note =  Half note =  Dotted half note =  Whole note = 

Diatonic Scale




Blue Danube - Strauss

↑ Skill 1
↓ Skill 2

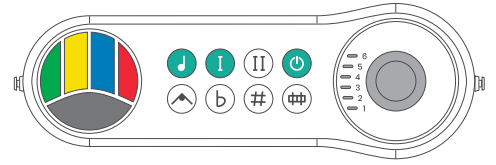
↑ 3 Keys
↓ 5 Keys



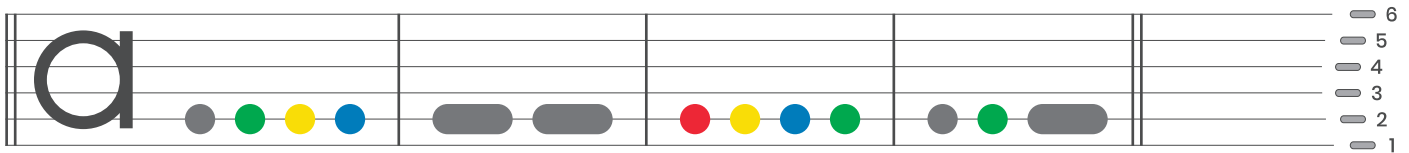
Flip the Arcana Strum over and make sure Skill 1 is activated

Eighth note =  Quarter note =  Half note =  Dotted half note =  Whole note = 

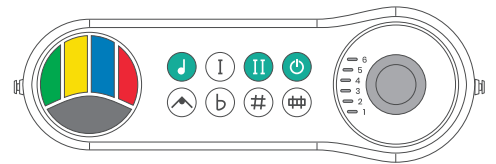
Pentatonic Major Scale I



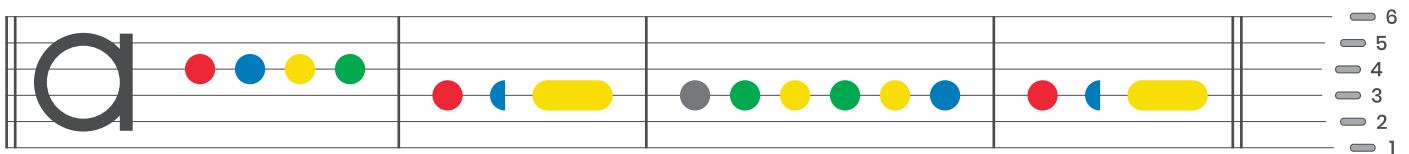
Tune 1



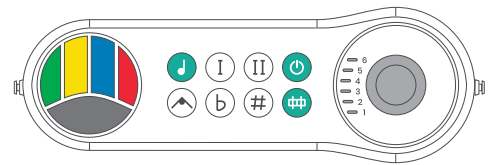
Blues Scale II



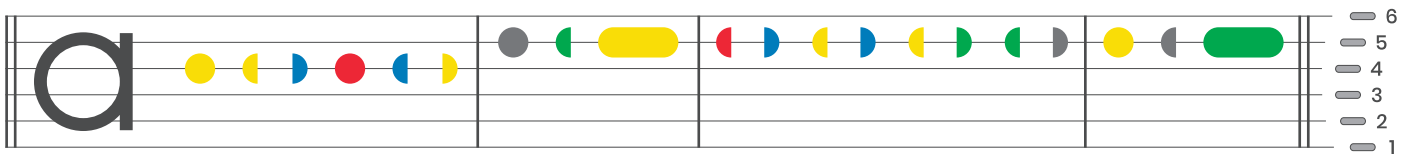
Tune 2



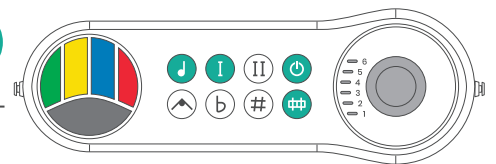
Hijaz Scale



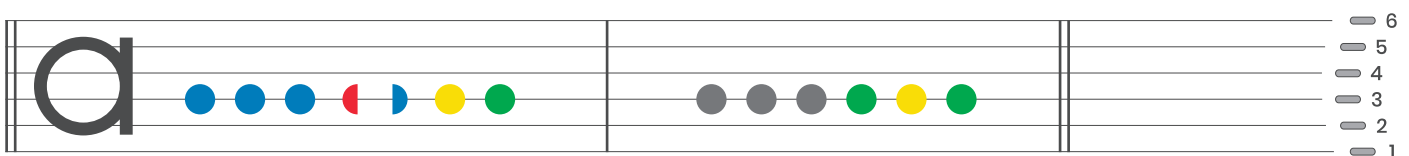
Tune 3







Pentatonic Minor Scale I



Tune 4

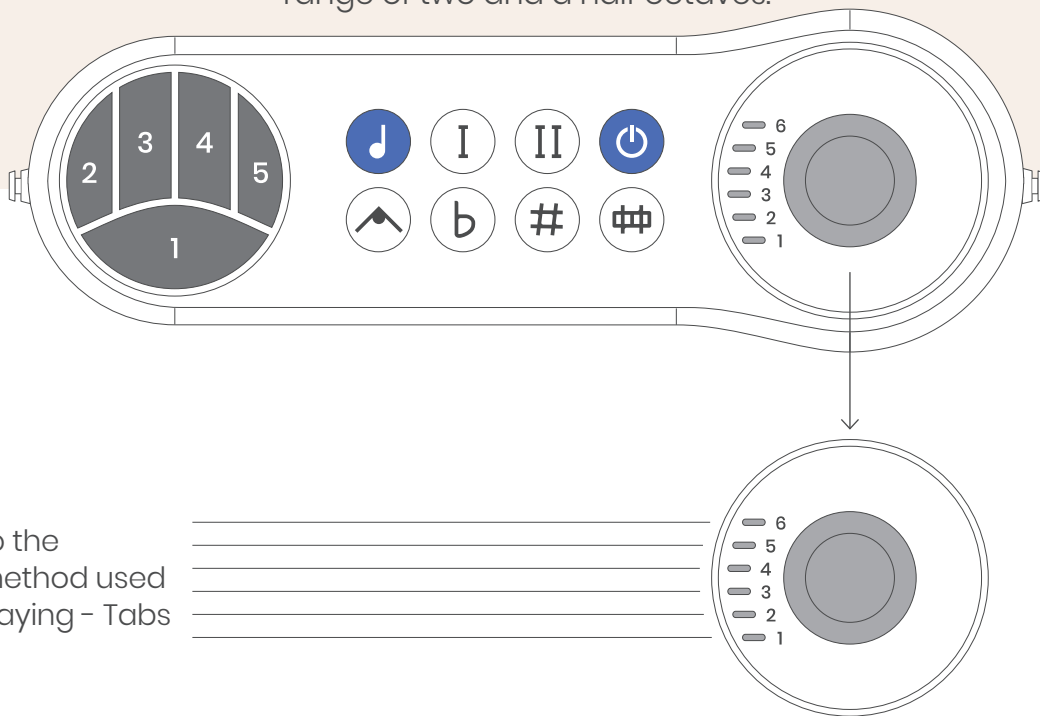


Eighth note =  Quarter note =  Half note =  Dotted half note =  Whole note = 

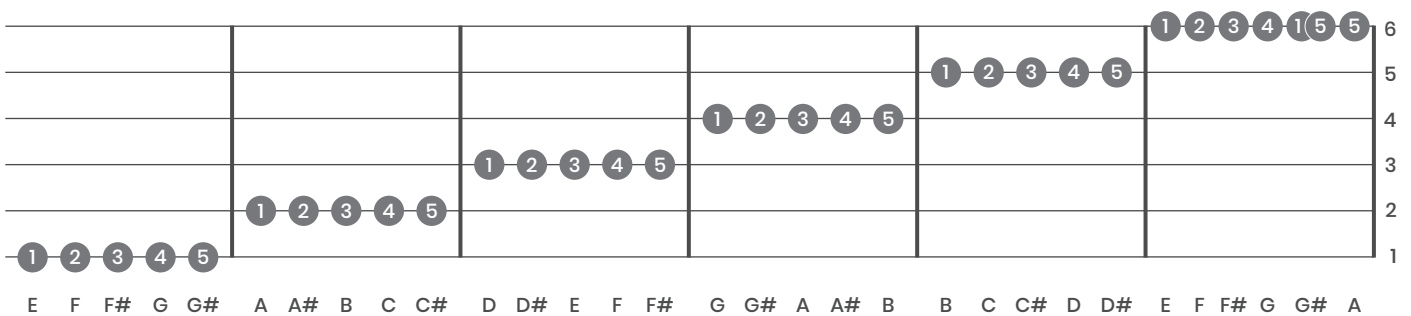
Chromatic Guitar E

“Open” Position

When the melody mode button is on, the arrangement of notes changes and is used for melodic playing. In this mode, the keys are arranged in a manner that is identical to the frets in a guitar, starting with a low, open E string, and allows users to play all scales in a range of two and a half octaves.



Identical to the notation method used in guitar playing - Tabs



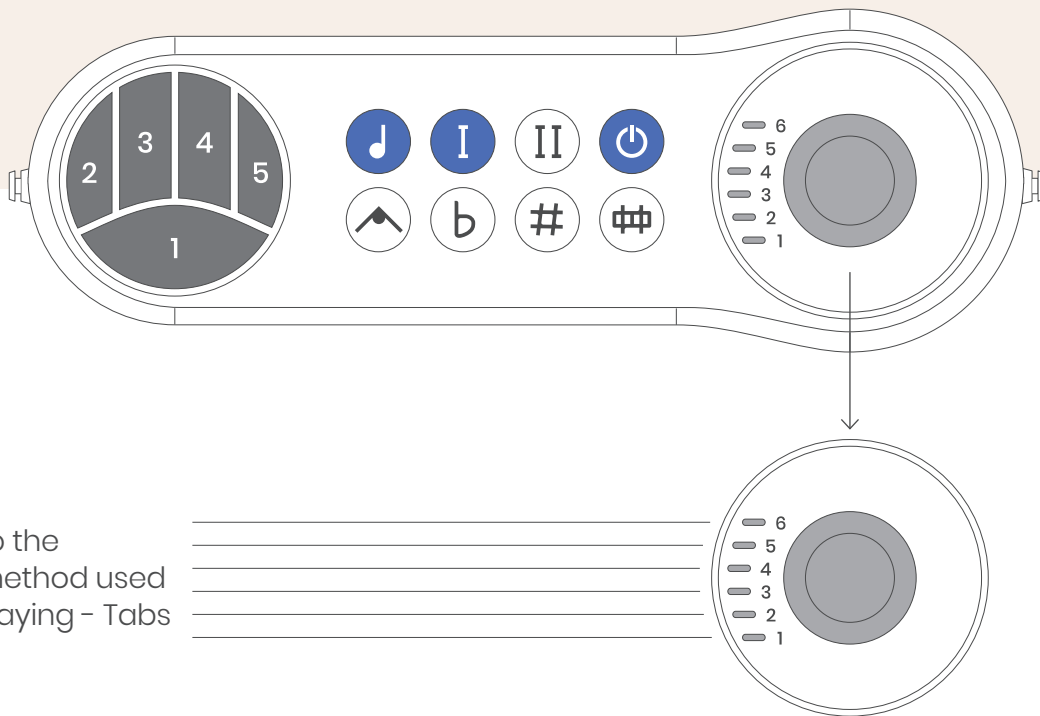
* **Chromatic** - a scale of notes structured by intervals of a semitone. It contains all western notes (12 notes).

* **Octave** - the interval between one musical note and another with double its frequency. This interval is equivalent to six tones (or 12 semitones, 12 notes). For example - middle C up to high C.

Chromatic Guitar A

“Minor” Position

When the melody button and mode I are on, the arrangement of notes changes similarly to the chromatic mode E, but with a higher range of notes same as that of a guitar from its 5th fret, and the tonic root note is A.



Identical to the notation method used in guitar playing - Tabs

					1 2 3 4 1 5 5	6
					1 2 3 4 5	5
			1 2 3 4 5	1 2 3 4 5		4
	1 2 3 4 5	1 2 3 4 5				3
1 2 3 4 5						2
						1
A A# B C C#	D D# E F F#	G G# A A# B	C C# D D# E	F F# G G# A	A# B C C# D D#	

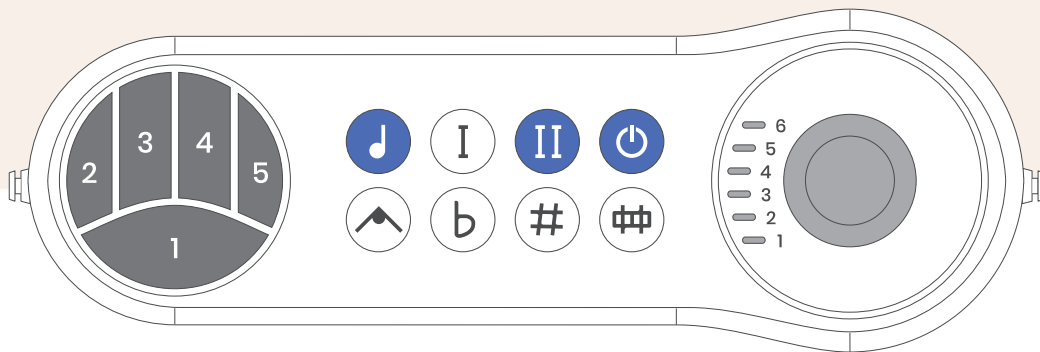


* **Tonic Root** - the first note that a scale or a chord begins with.

Chromatic Guitar C

“Major” Position

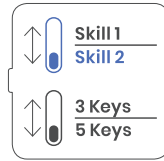
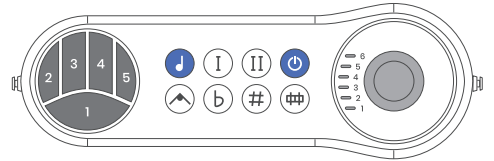
When the **Chromatic** button and mode **II** are on, the arrangement of notes changes similarly to the chromatic mode E, with a higher range of notes same as that of a guitar from its 8th fret, and the tonic root note is C.



					1 2 3 4 1 5 5	6
				1 2 3 4 5		5
			1 2 3 4 5			4
	1 2 3 4 5					3
1 2 3 4 5						2
						1
C C# D D# E	F F# G G# A	A# B C C# D	D# E F F# G	G# A A# B C	C# D D# E F F#	

Chromatic Guitar E

Blue Danube - Strauss

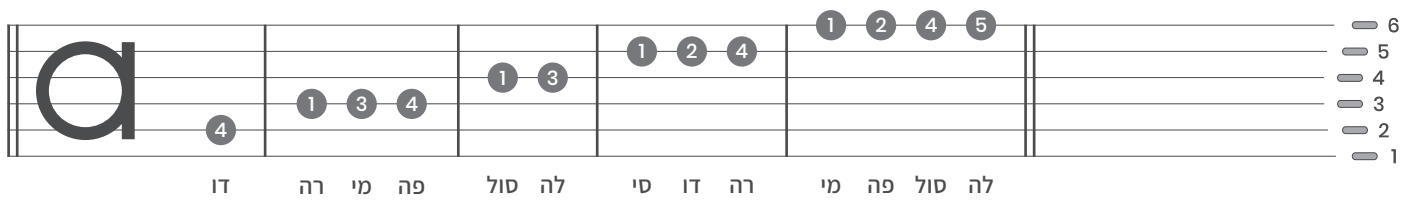
Flip the Arcana Strum over and make sure skill 2 is activated



Five staves of musical notation for 'Blue Danube'. Each staff starts with a large 'd' and a 3/4 time signature. Fret numbers are indicated by circles on the notes. Skill 1 and Skill 2 are indicated by vertical bars on the left of each staff. The notation includes various note values and rests.



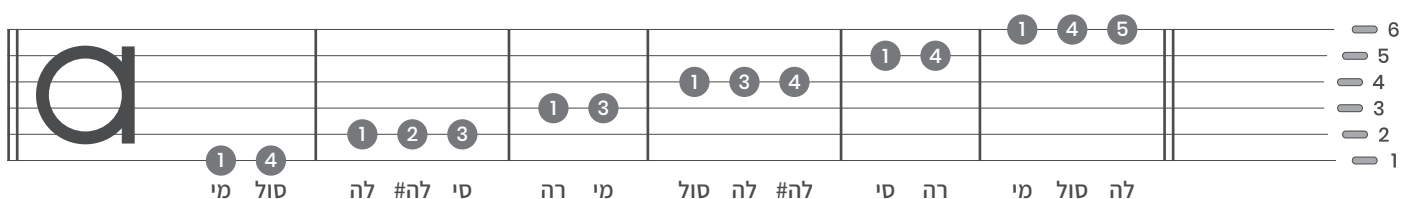
C Major Scale Practice:



Musical notation for C Major Scale Practice. The scale is written across five staves. Below the notation are Hebrew lyrics: דו רה מי פה סול לה סי דו רה מי פה סול לה.



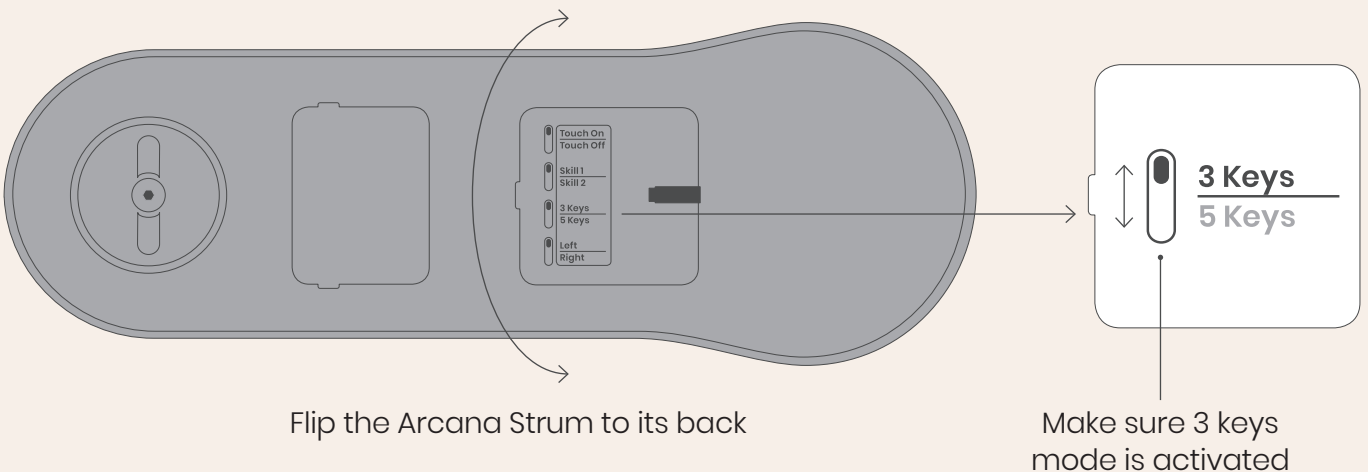
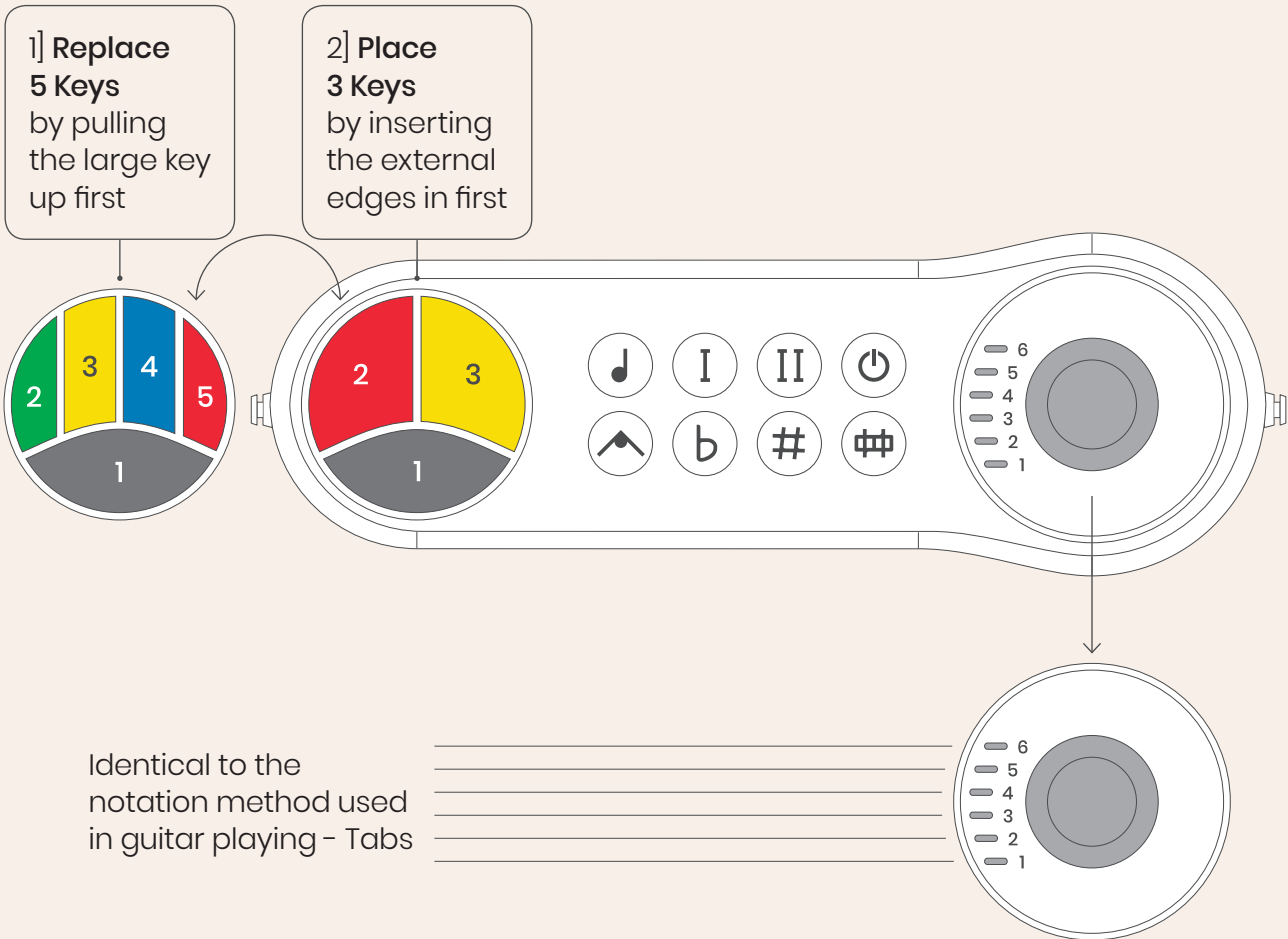
Blues Scale Practice:



Musical notation for Blues Scale Practice. The scale is written across five staves. Below the notation are Hebrew lyrics: מי סול לה #לה סי רה מי סול לה #לה סי רה מי סול לה.

3 Keys

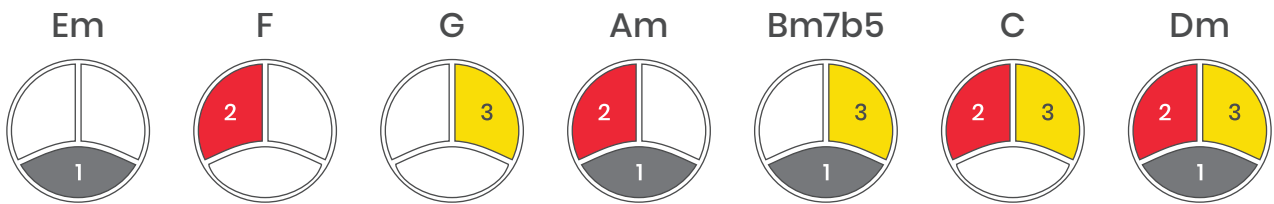
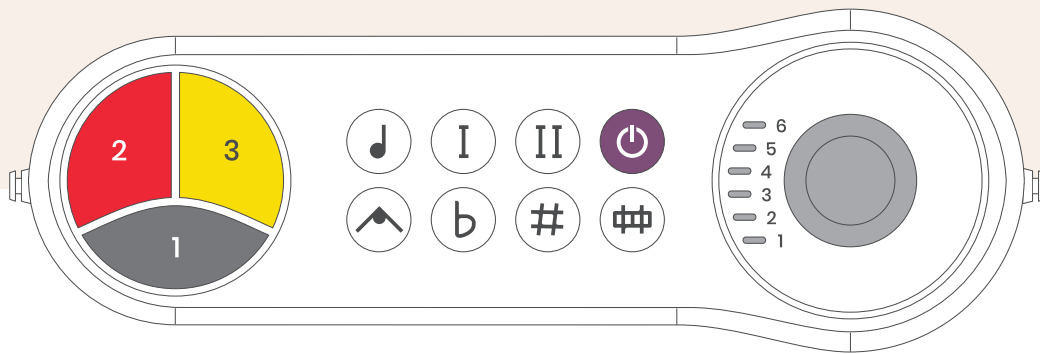
Suitable for students with motor or cognitive abilities that are less suitable for gaining expertise using five keys.



Harmonic Guitar

Triad Chords

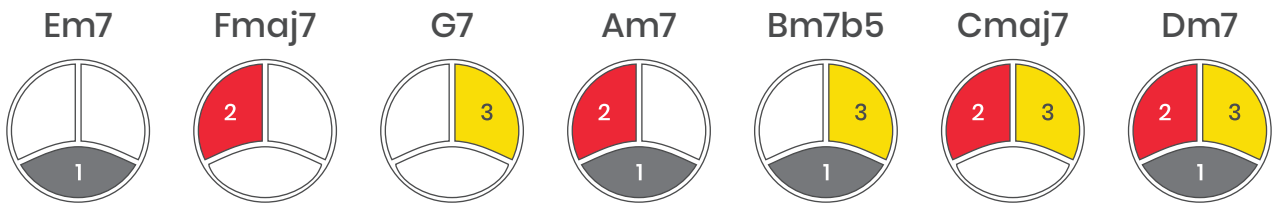
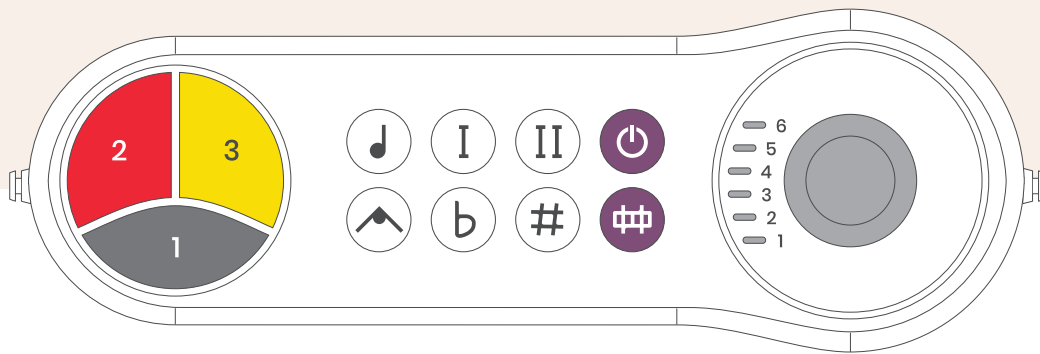
When the Arcana Strum is on, the instrument is in harmonic mode, and behaves like a standard guitar. Combinations of one or more keys characterise the six strings on the strumming handle, and are arranged as triad chords.



Septachords

Seventh Chords

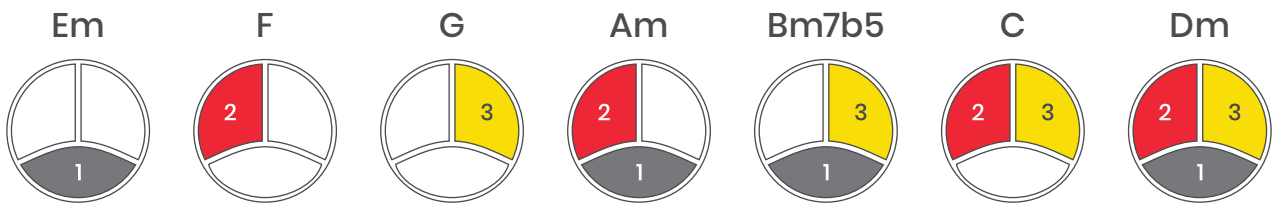
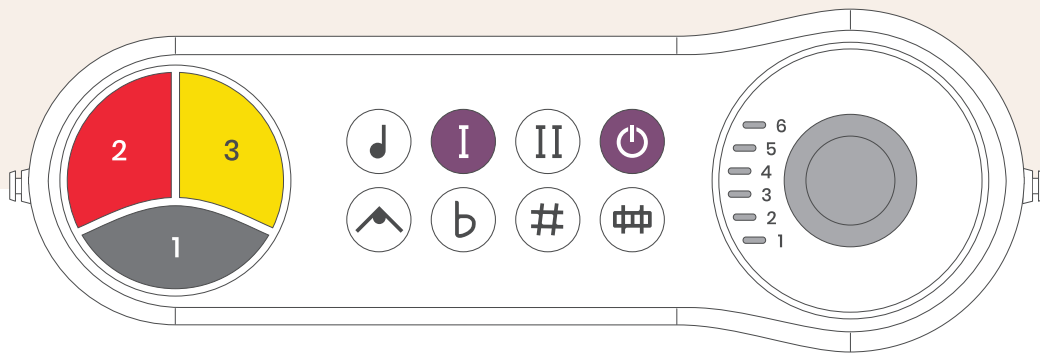
When the Septachords button is activated, the notes order changes, and the chords change to chords containing four different notes. This mode allows users to play and accompany a large variety of genres such as blues and jazz.



Arpeggio I

Arpeggio - the breakdown of chords

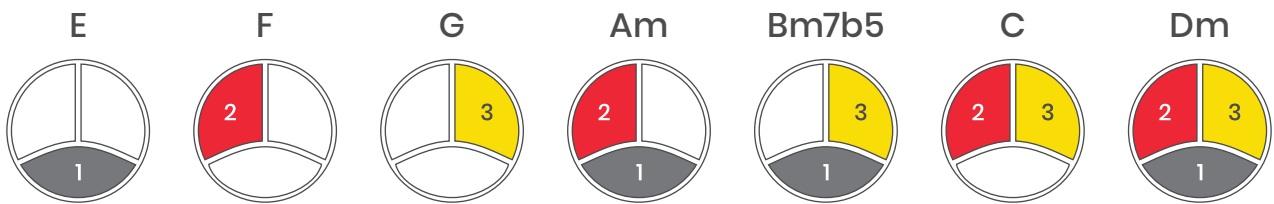
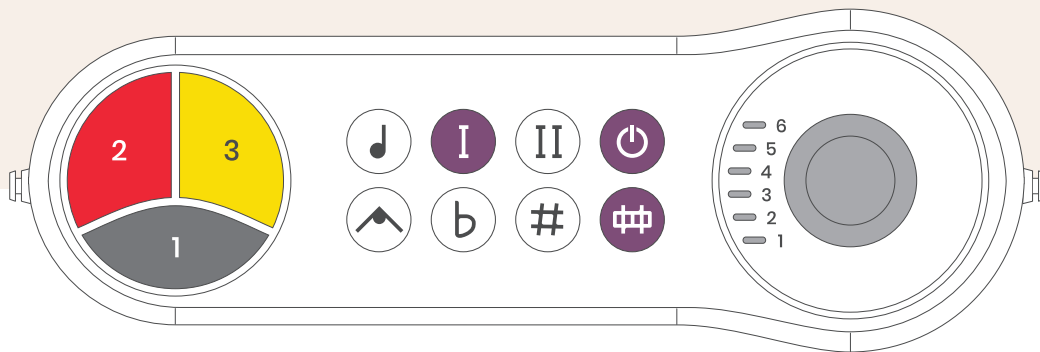
In this mode, the triad chords are arranged differently and allow for typical arpeggio playing on a guitar, without needing to skip over unwanted bass strings [explanation on the strumming manner and practice on page 31].



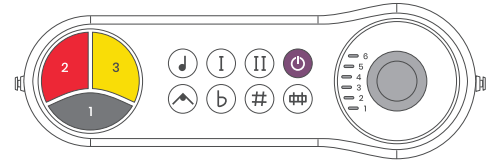
Fifth Major I

E Major Chords

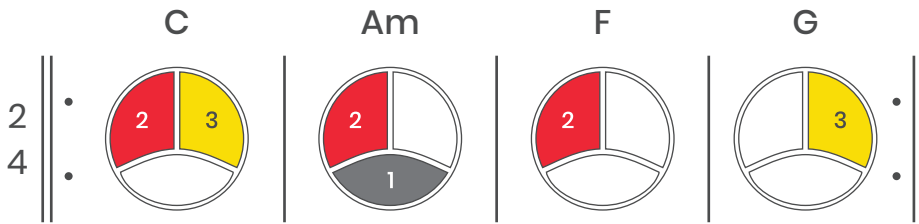
This mode is used to allow users to accompany minor pieces of music (A Minor) of which the fifth degree is a major chord (E Major).




Harmonic Guitar



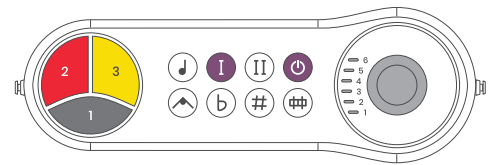
Heart and Soul - Hoagy Carmichael



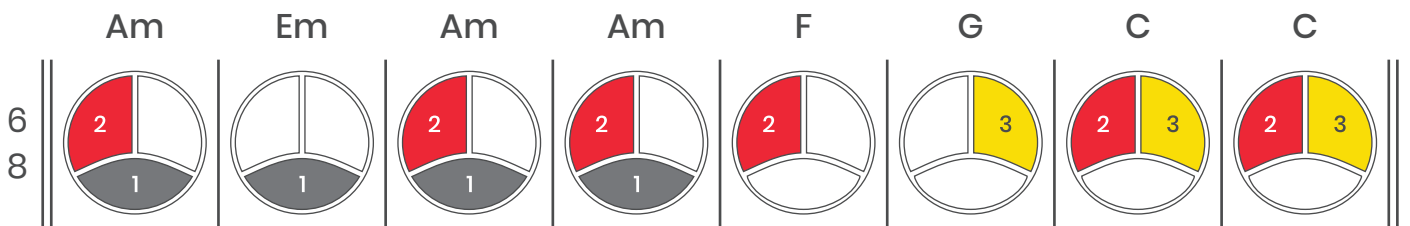
Practice strumming the chord progressions:



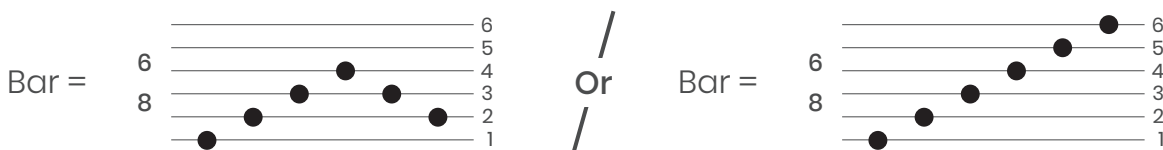
Arpeggio I



6/8 Strumming



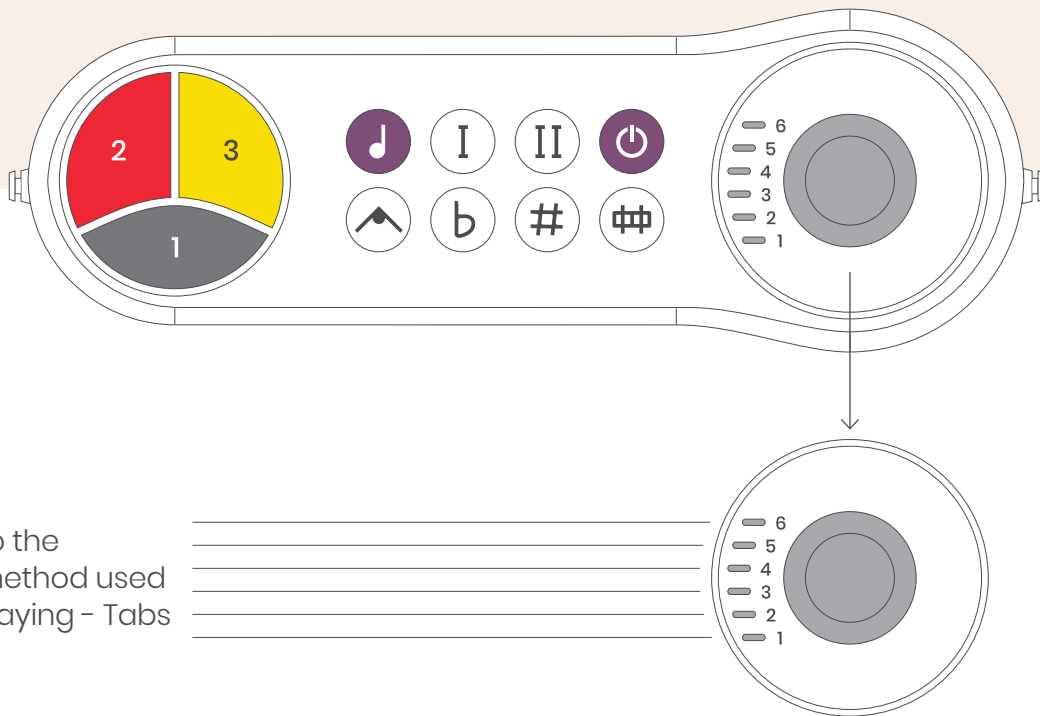
Practice strumming the breakdown of chords:



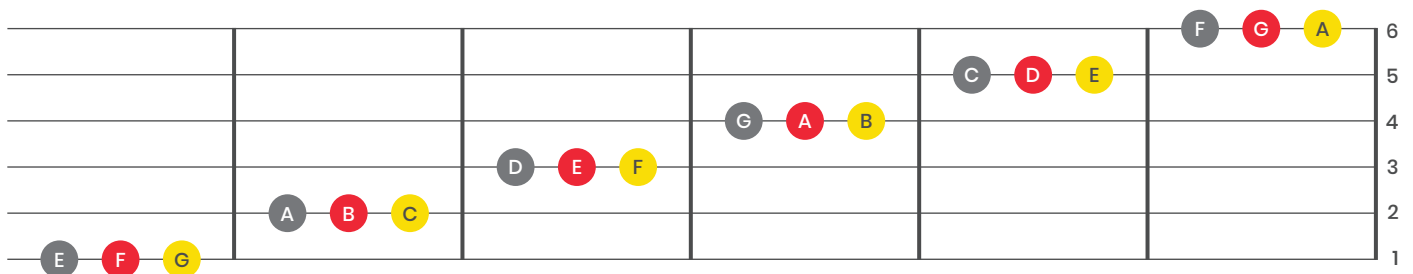
Diatonic Scale

C Major and A Minor Scales

When the melody mode button is on, the arrangement of notes changes and is used for melodic playing. This mode allows users to play the C Major scale without accidental notes (# and b) and provides a wide range of notes - 2.5 octaves.

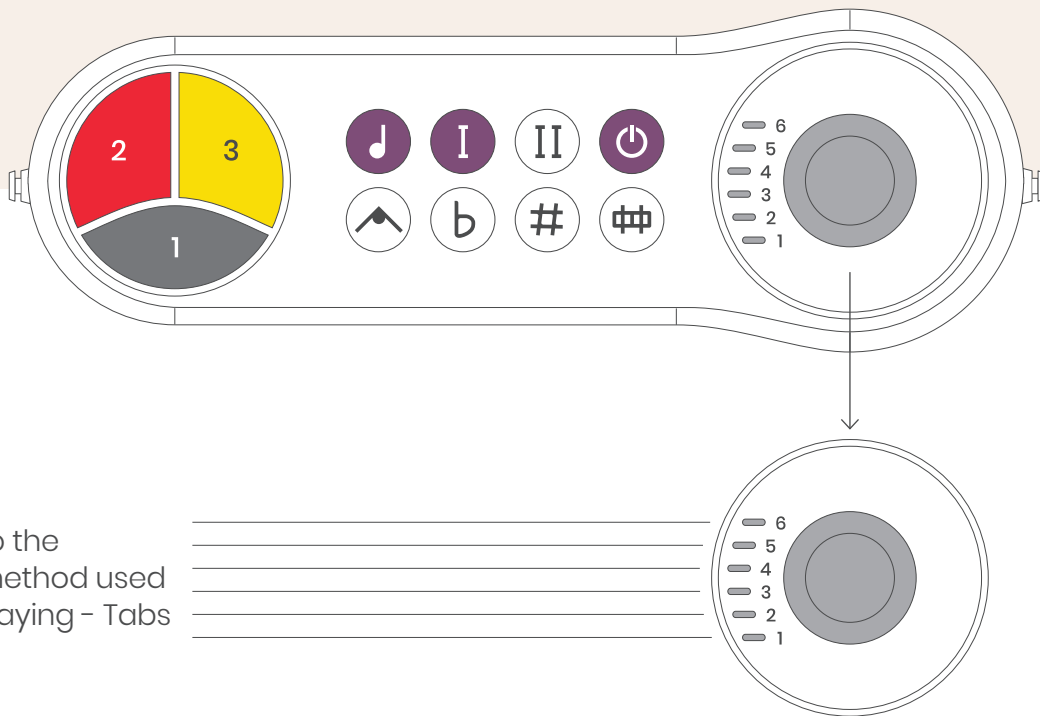


Tonic: C



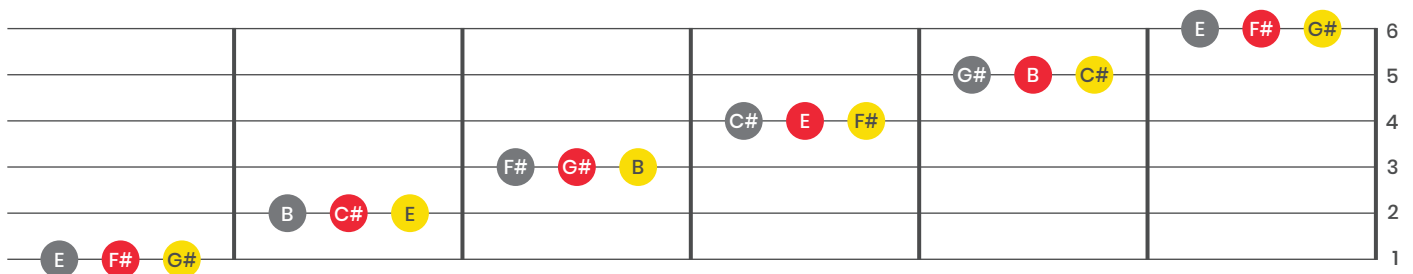
Pentatonic Major Scale I J

When the melody button and mode I are on, the arrangement of notes change similarly to the melody mode, but with a different note scale. This scale is a popular tool used in music therapy and musical education for young ages (3-8).



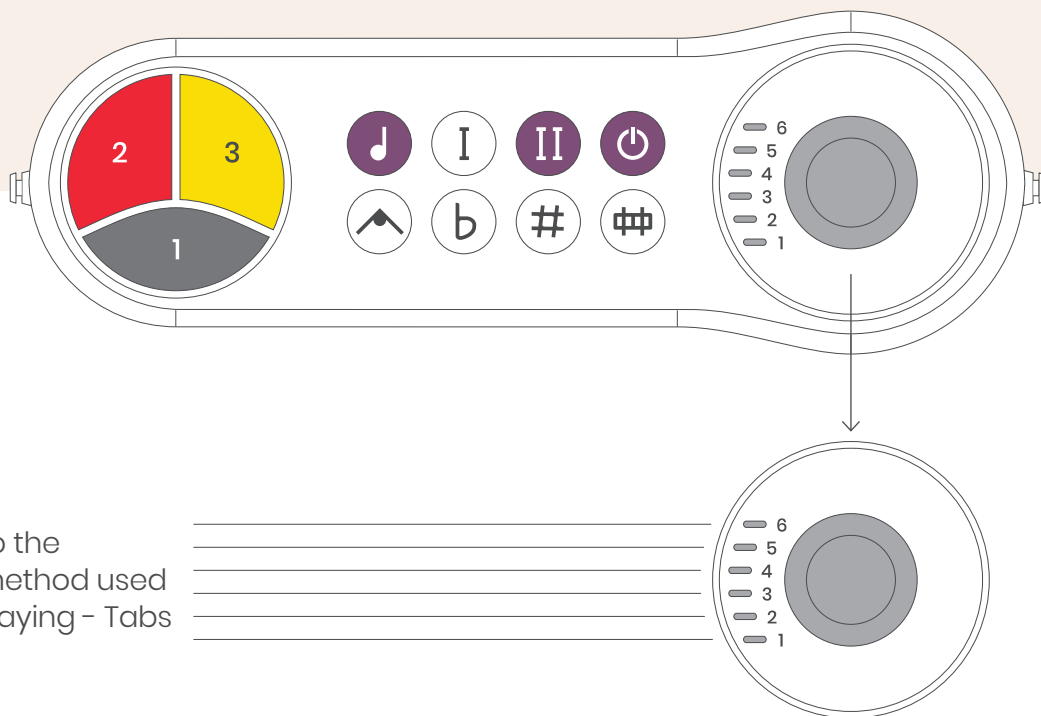
Identical to the notation method used in guitar playing - Tabs

Tonic: E

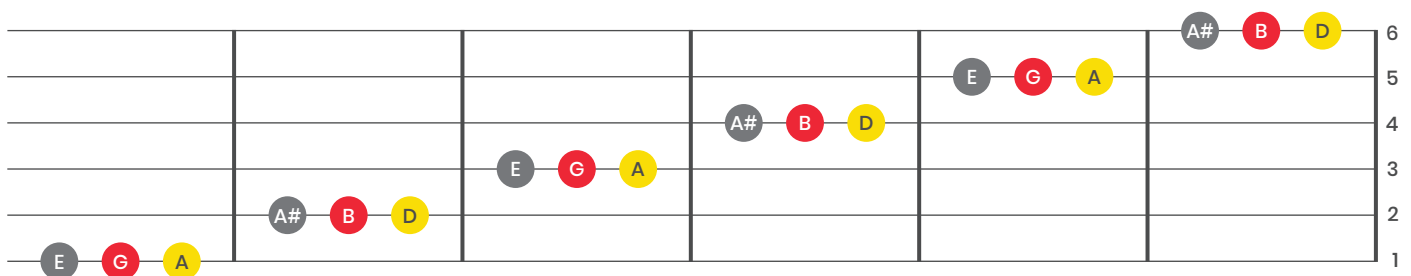


Blues Scale **II**

When the melody button and mode **II** are on, the arrangement of notes change similarly to the melody mode, but with a different combination of notes. This mode allows users to play the blues scale - a scale containing six notes, which is very popular with Western and American music.

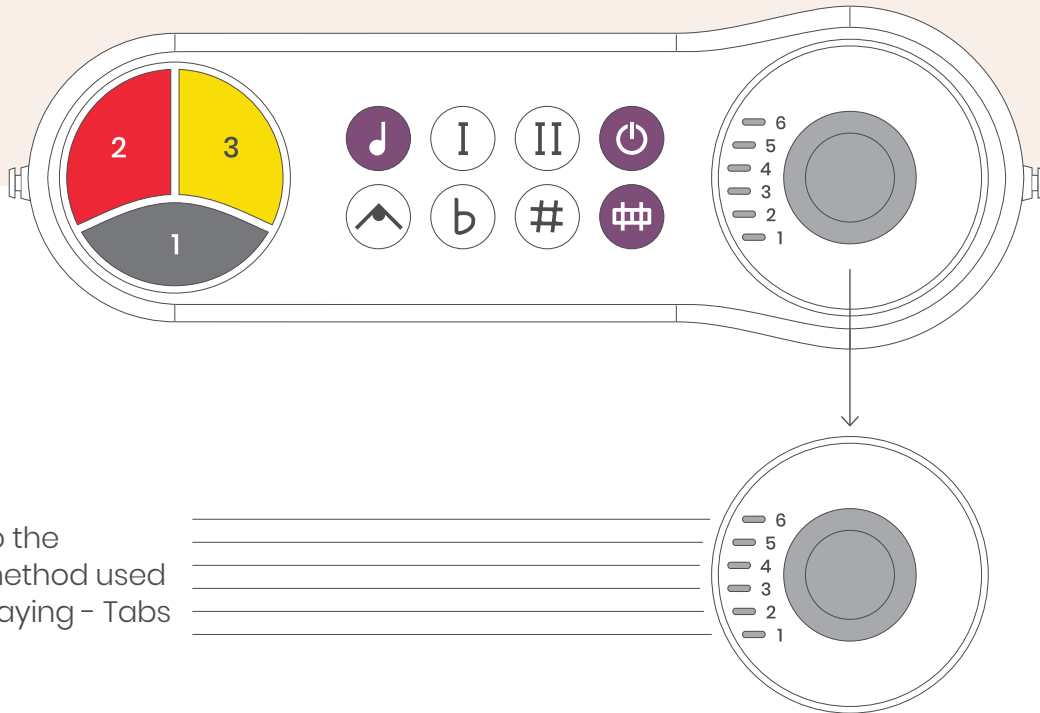


Tonic: **E7**

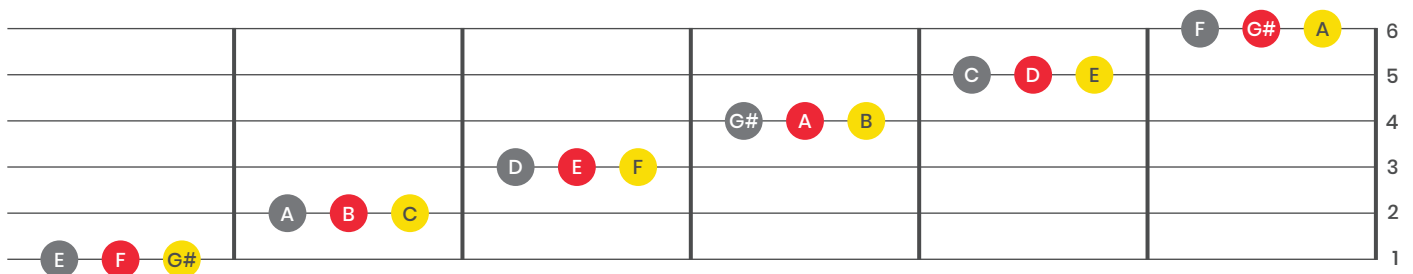


Hijaz Scale

When the melody button and the septa chord mode are on, the arrangement of notes change and G is raised by a semitone to G#. This creates the Hijaz scale - a unique scale characterized by an interval of a tone and a half. If we begin playing from the note A, we will be playing the Minor Harmonic scale, which is very popular in Eastern and World music.

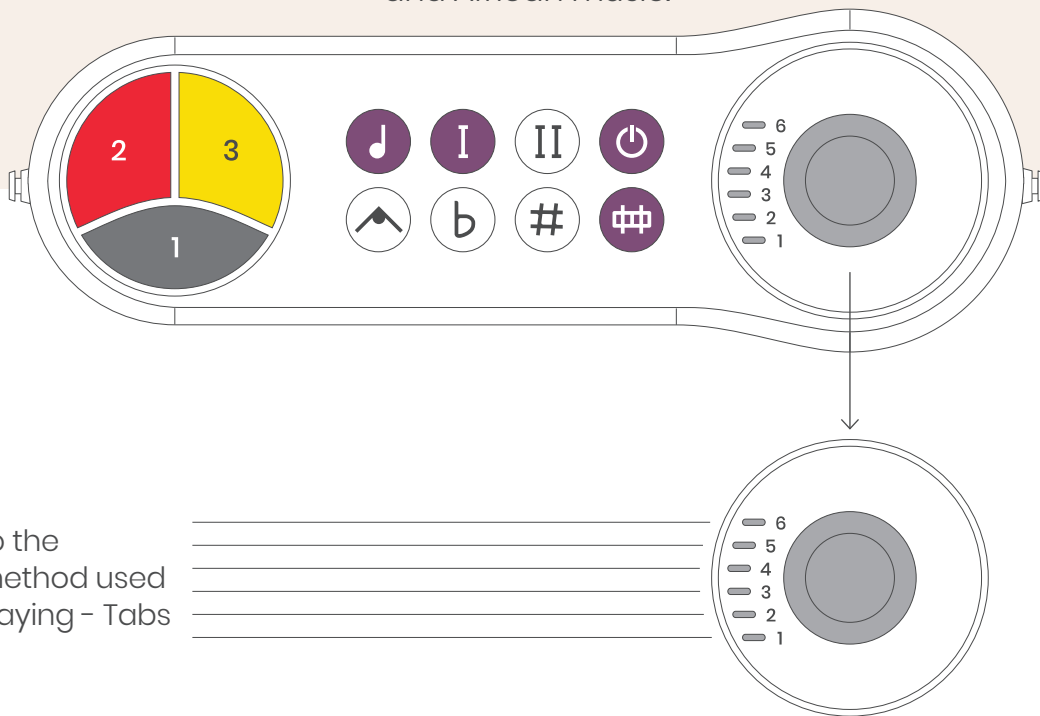


Tonic: E, Am



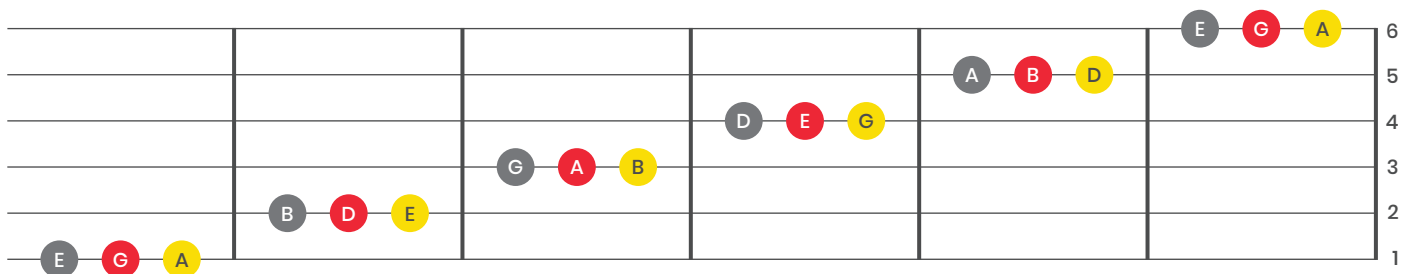
Minor Pentatonic Scale

When the melody, mode I and the septa chord mode are all on, the arrangement of notes changes similarly to the melody mode without the notes F and B. This mode allows users to play the Minor Pentatonic Scale - a very simple scale containing 5 notes. This scale is very popular in music therapy and characterizes the world of rock music and African music.

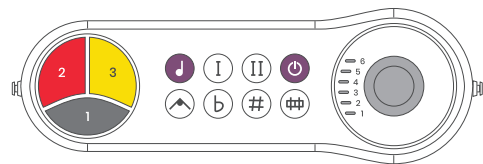


Identical to the notation method used in guitar playing - Tabs

Tonic: E, Em, E7



Diatonic Scale








Little Jonathan - Hebrew Nursery Rhyme



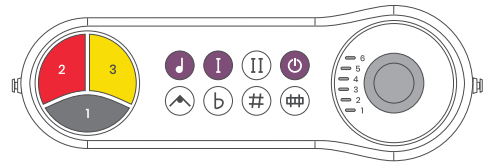
C Major Scale Practice:



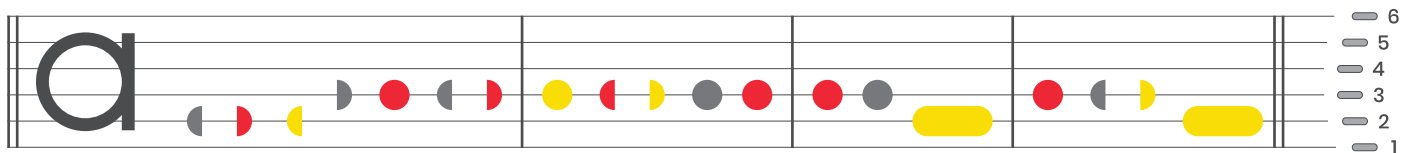
A Minor Scale Practice:

Eighth note =  Quarter note =  Half note =  Dotted half note =  Whole note = 

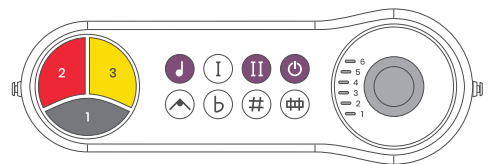
Pentatonic Major Scale I



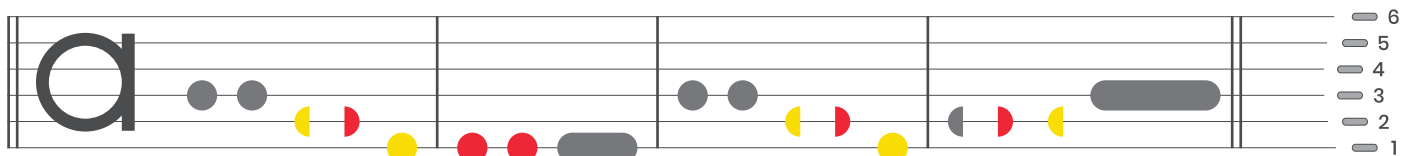
Tune 1



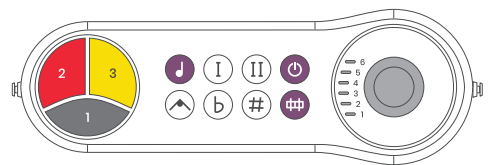
Blues Scale II



Tune 2



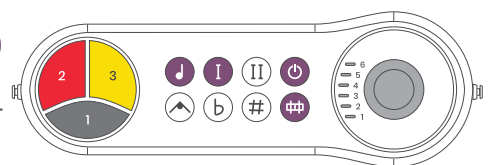
Hijaz Scale



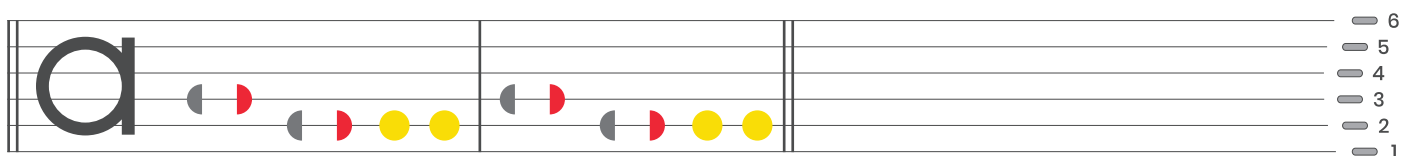
Tune 3








Pentatonic Minor Scale I



Tune 4






Eighth note =  Quarter note =  Half note =  Dotted half note =  Whole note = 



Rhythm Notation


Rhythm notation for the three methods compared to the standard notation

Whole note |  | = 

Half dotted note |  | = 

Half note |  | = 

Quarter dotted note |  | = 

Quarter note |  | = 

Eighth note |  | = 

Sixteenth note |  | = 



arcana
INSTRUMENTS

www.arcainstruments.com



תכנים מוסיקליים נוספים ושיעורים מקוונים ניתן למצוא ב:
www.arcainstruments.com/play